

CONTENTS

PROCUREMENT SERVICES FROM
BDFS
BuyDirectFromSuppliers.com
Manufactured in Mexico-China-Brazil-USA-Bahrain
Brent Gilbertson Managing Partner/Founder
Mobile: 678-361-5559
Brent@BuyDirectFromSuppliers.com



Enterprise Strength

Honor of Qualification

- P04 Global Clients
- P05 Advanced Equipment
- P07 Application Fields



Filtration Standards

P11 Filtration Standards

HEPA Filter Series

- P13 Mini-pleat Filter
- P14 PTFE Mini-pleat Filter
- P15 Gel-type Mini-pleat Filter
- P16 Knife-edge Mini-pleat Filter
- P17 Separator Filter
- P18 High Temperature Separator Filter
- P19 High Capacity Separator Filter
- P20 V-bank Filter in Metal Frame
- P21 Disposable Hooded Terminal Filter
- P22 DOP Hooded Terminal Filter
- P23 Replaceable Hooded Terminal Filter
- P24 DOP Replaceable Hooded Terminal Filter

Electrostatic Air Cleaner

P43 Electrostatic Air Cleaner

Medium Filter Series

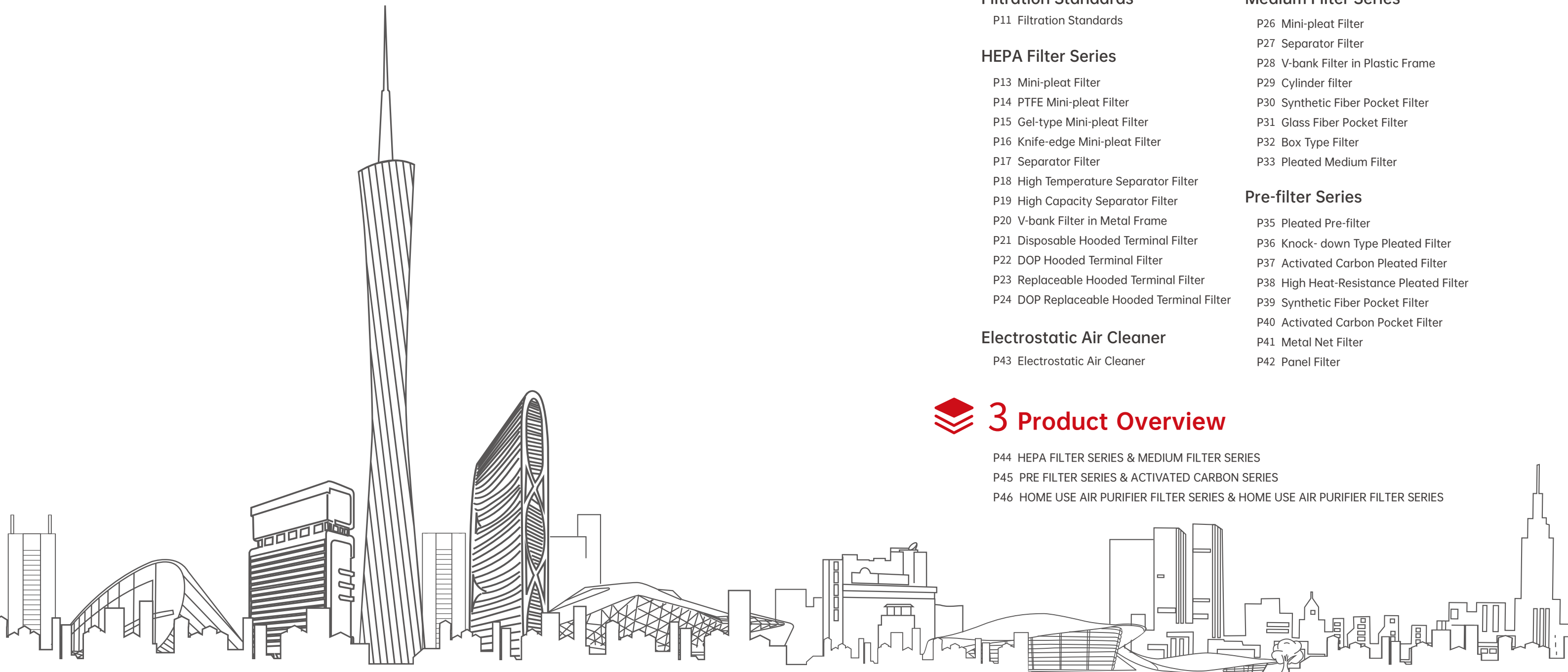
- P26 Mini-pleat Filter
- P27 Separator Filter
- P28 V-bank Filter in Plastic Frame
- P29 Cylinder filter
- P30 Synthetic Fiber Pocket Filter
- P31 Glass Fiber Pocket Filter
- P32 Box Type Filter
- P33 Pleated Medium Filter

Pre-filter Series

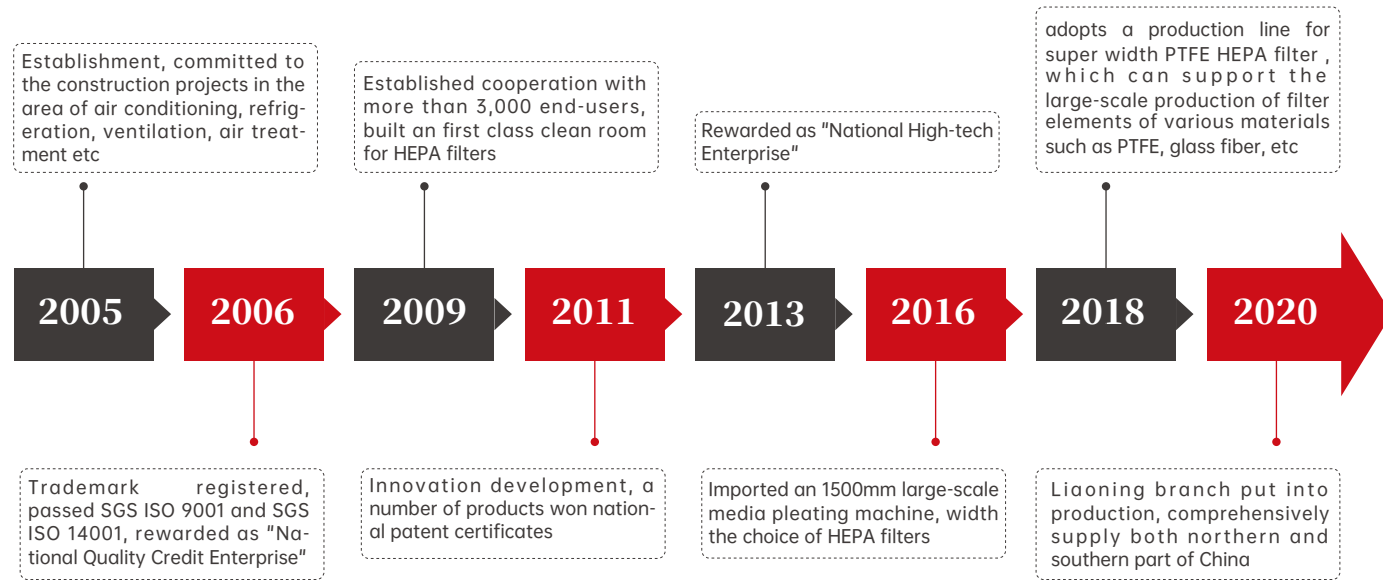
- P35 Pleated Pre-filter
- P36 Knock-down Type Pleated Filter
- P37 Activated Carbon Pleated Filter
- P38 High Heat-Resistance Pleated Filter
- P39 Synthetic Fiber Pocket Filter
- P40 Activated Carbon Pocket Filter
- P41 Metal Net Filter
- P42 Panel Filter



- P44 HEPA FILTER SERIES & MEDIUM FILTER SERIES
- P45 PRE FILTER SERIES & ACTIVATED CARBON SERIES
- P46 HOME USE AIR PURIFIER FILTER SERIES & HOME USE AIR PURIFIER FILTER SERIES



DEVELOPMENT HISTORY




GLOBAL CLIENTS

Cannot list all due to limited space

ELECTRONIC SEMICONDUCTOR		BIOLOGICAL AND PHARMACEUTICALS	
HOSPITAL AND HEALTH CARE		FOOD AND BEVERAGE	
CAR PAINTING		LOCAL DISTRIBUTORS	

CERTIFICATES AND QUALIFICATIONS





HEPA Media Pleating Machine

AUTOMATIC MEDIA PLEATING MACHINE




Combination Folding Machine



ADVANCED EQUIPMENT

The automatic PAO detection platform is suitable for leakage detection of various types of HEPA filters. The equipment will thoroughly scan the filter and detects any leakage point according to the setting efficiency, 100% guarantee the filter quality and efficiency.

The U-level filter efficiency, air flow and resistance testing machine obtains two air ducts for different efficiency' s filters, the test results will be automatically shown on the computer screen and generate a test report, which guarantee each filter is qualified for standard requirement.

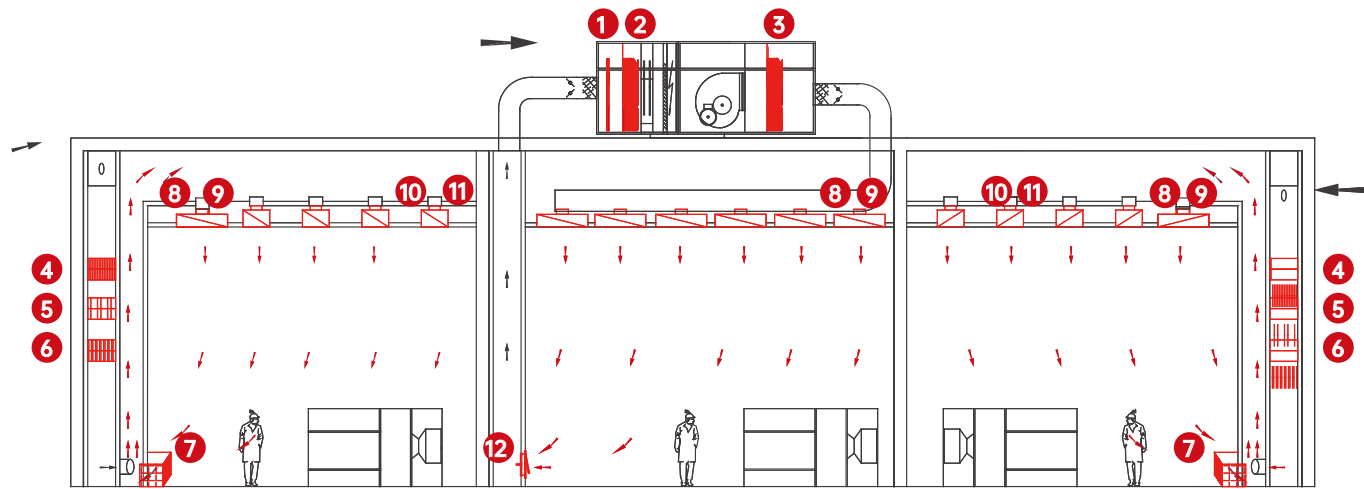


Efficiency, Air Flow, Resistance Testing Machine

ELECTRONICS INDUSTRY

To take inanimate particulates as a object. It mainly control air pollution of object which caused by dust particles, generally remain positive internal state.

It is suitable for precision machinery industry, electronic industry(semiconductors, integrated circuits, etc.) Yuhang industrial, high purity chemical industry, nuclear industry, magneto-optical products industry(off disc, film, magnetic tape production) LCD (liquid crystal glass), computer hard drives, computer head of production and other industries. Electronics factory clean room design and construction must meet the needs of the rapid development of the electronics industry. From the beginning of the planning clean room for process design, electronics factory cleanroom and process layout flexibility should be fully considered the development of electronic products, and electronic products to meet the needs renovation and expansion of production. And consider the energy-saving operation.



This case is only common used in the industry, the specific configuration needs to be deployed in accordance with the actual requirements and circumstances.



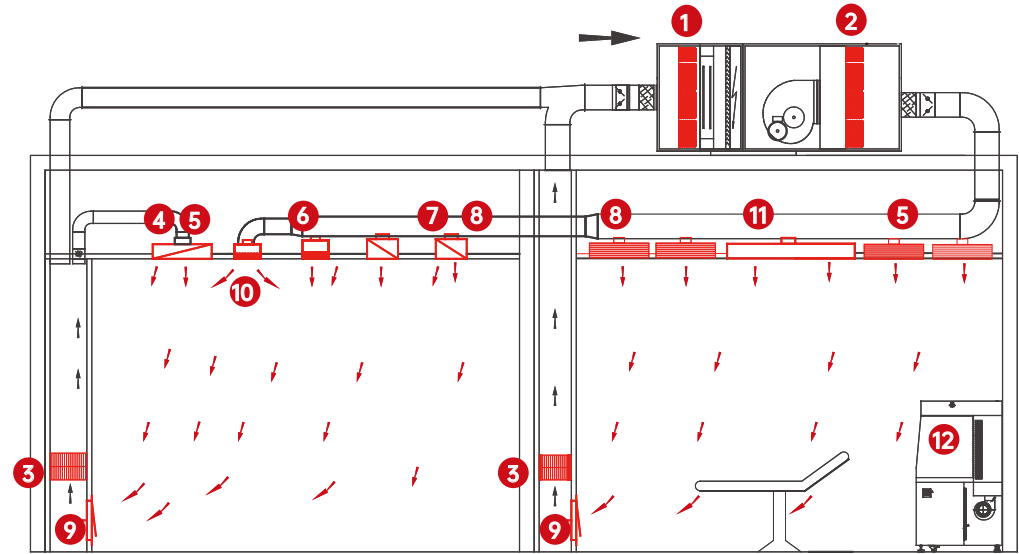
MORE DETAILS OF PURIFYING EQUIPMENT ON KLC EQUIPMENT CATALOG

1 Pleated Pre-filter	2 Synthetic Fiber Pocket Medium Filter	3 V-bank Medium Filter	4 Activated Carbon Pre-filter
5 Synthetic Fiber Pocket Medium Filter	6 V-bank HEPA Filter	7 V-bank Activated Carbon Filter with GI Frame	8 FFU
9 Disposable Hooded Terminal Filter	10 HEPA Box	11 Gel-type HEPA Filter	12 Nylon Filter

HEALTHCARE AND HOSPITAL

In hospital, the concentration of infectious pollutants which spread by air will increase with the addition of infectious population. This kind of afraid is not only for hospital, but also for sanatorium and dental clinic where also need air filtration equipment. Now, many operation theatre also interested in high efficiency, flexible and energy-saving filtration system in priority.

LC is a new high-tech enterprise which integrate R & D, production with sales, has been committed to provide air purification solutions for domestic and foreign hospitals, service for more than 3 big first class hospitals, and provide high quality air for clean zone, like operation theatre, ICU and dispensing room etc. In addition, we also provide maintain and clean service for laminar flow system and care for life by attentive service.



This case is only common used in the industry, the specific configuration needs to be deployed in accordance with the actual requirements and circumstances.

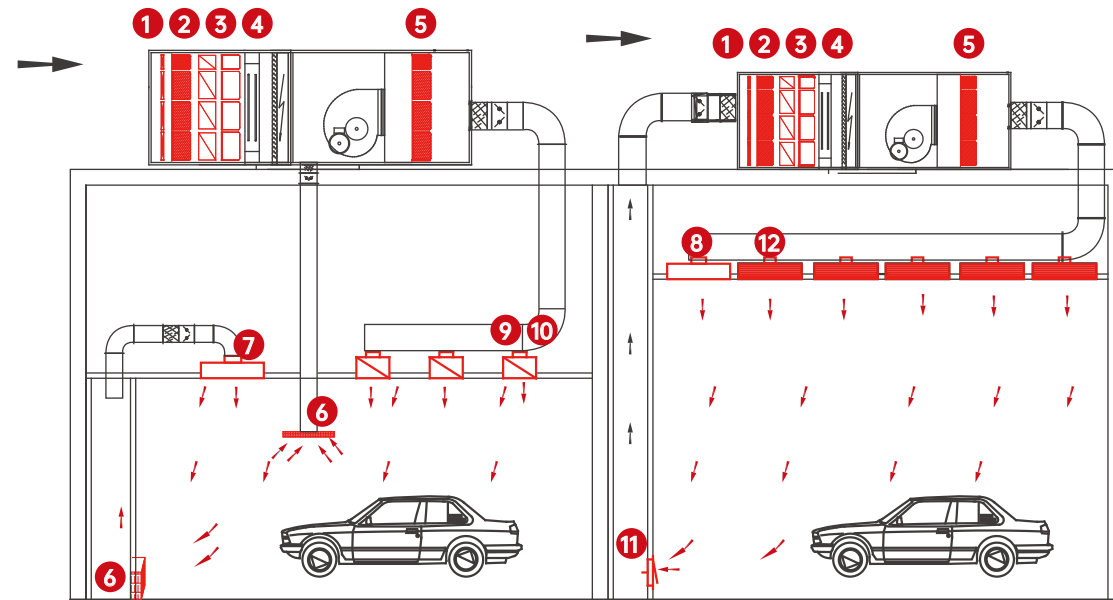


MORE DETAILS OF PURIFYING EQUIPMENT ON KLC EQUIPMENT CATALOG

1 Knock-down Type Pre-filter	2 Glass Fiber Pocket Medium Filter	3 Separator HEPA Filter	4 Super Thin FFU
5 Knife-edge Mini-pleat Filter	6 High Humidity-resistance Separator Filter	7 HEPA Box	8 Gel-type Mini-pleat HEPA Filter
9 Mini-pleat ULPA Filter	10 HEPA Box with Circumfluence	11 Laminar Flow Ceiling	12 Horizontal Clean Bench

AUTOMOBILE & PAINTING WORKSHOP

A lot of the automotive industry needs a cleanroom: they need to spray, need to provide workers with fresh air and a safe working environment. We are able to provide high-quality air purification services to most of the auto industry worldwide, including the automotive industry. We have a variety of types and efficiency of filters and purification equipment, can provide you with a variety of different needs of the air solution.



This case is only common used in the industry, the specific configuration needs to be deployed in accordance with the actual requirements and circumstances.



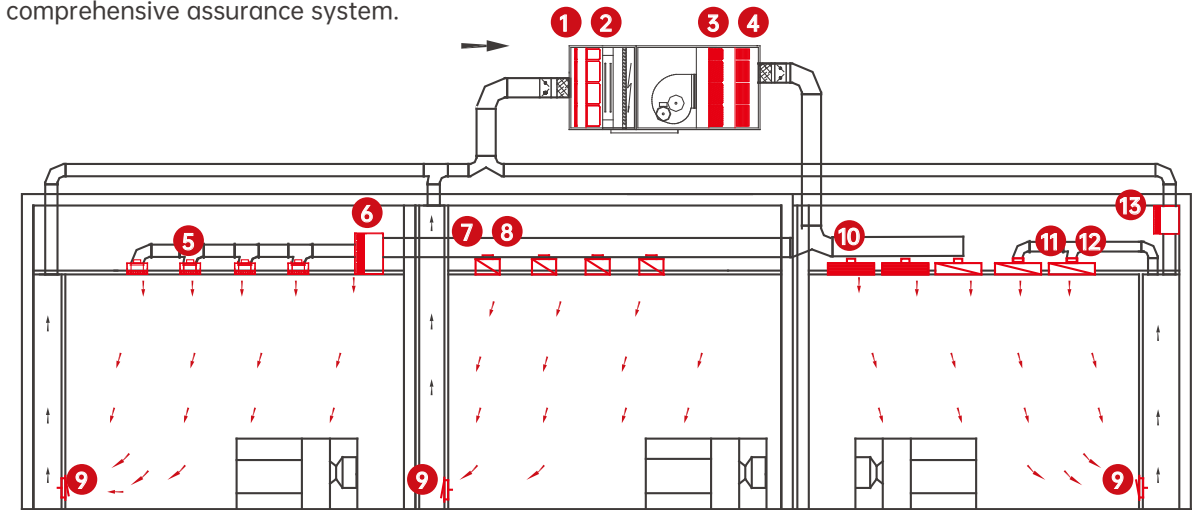
MORE DETAILS OF PURIFYING EQUIPMENT ON KLC EQUIPMENT CATALOG

1 Activated Carbon Pre-filter	2 Synthetic Fiber Pocket Pre-filter	3 Synthetic Fiber Pocket Filter	4 Separator Medium Filter
5 V-bank Medium Filter	6 High Heat-resistance Pre-filter	7 FFU	8 Mini-pleat Filter
9 HEPA Box	10 Gel-type HEPA Filter	11 Nylon Filter	12 High Heat-Resistance Separator Filter

PHARMACEUTICAL INDUSTRY

It mainly control the organic particle(bacteria) and abiosis particle(dust) The internal material should be able to withstand various sterilizing agents, and generally ensure positive pressure. It means the internal material is subjected to various sterilized industrial cleanroom. Cleanroom is the last procedure which make sure medicine quality, to prevent particles or microorganism have effect on products or clean environment. It also can prevent highly active material by vacuum extraction of effects on the environment.

Its prospective and construction must meet the mandatory requirements of GMP for medicine and packing storage and sanitation, and ensure that the pollution are reduced from hardware when producing drugs. We are suppose to build a comprehensive assurance system.



This case is only common used in the industry, the specific configuration needs to be deployed in accordance with the actual requirements and circumstances.



MORE DETAILS OF PURIFYING EQUIPMENT ON KLC EQUIPMENT CATALOG

1 Panel Pre-filter	2 Synthetic Fiber Medium Pocket Filter	3 Box Type Filter	4 V-bank Medium Filter
5 Circumfluent HEPA Box	6 DOP Hooded Terminal Filter	7 HEPA Box	8 Gel-type HEPA Filter
9 Metal Net Pre-filter	10 Disposable Hooded Terminal Filter	11 FFU	12 Mini-pleat HEPA Filter
			13 Replaceable Hooded Terminal Filter

Filtration Standards

ASHRAE 52.2, ISO16890, EN779, EN1882

ASHRAE Standard 52.2-2012				ISO16890: 2016				EN	EN779: 2012			EN1822: 2009
Min. Efficiency Reporting Value	Composite Average Particle Size Efficiency (E_m)% in Size Range, μm			Average of initial and discharged efficiency $E_m = (E_i + E_d)/2$		Initial efficiency (E_i)	Initial Arrestance (A_m)	Filter Class	Average Arrestance (A_m) of Synthetic Dust	Average Efficiency (E_m) at 0.4 μm	Minimum Efficiency (E_{min}) at 0.4 μm	Initial Efficiency (E_i) at MPPS (typically 0.08 - 0.15 μm)
	Range 1	Range 2	Range 3	ePM1 (%)	ePM2.5 (%)	ePM10 (%)	Coarse (%)		Test Final dP 250Pa	Test Final dP 450Pa		
(MERV)	0.3-1.0	1.0-3.0	3.0-10.0	0.3-1.0	0.3-2.5	0.3-10	ISO Fine Dust	%	%	%	%	
1			$E_m < 20$					G1	$50 \leq A_m \leq 65$			
2			$E_m < 20$				Am<50 Final dP 200 Pa	G2	$50 \leq A_m \leq 65$			
3			$E_m < 20$									
4			$E_m < 20$									
5			$E_m \geq 20$									
6			$E_m \geq 35$				Am<50 Final dP 300 Pa	G3	$80 \leq A_m \leq 90$			
7			$E_m \geq 50$									
8		$E_m \geq 20$	$E_m \geq 70$					G4	$A_m \leq 90$			
9		$E_m \geq 35$	$E_m \geq 75$									
10		$E_m \geq 50$	$E_m \geq 80$					M5		$40 \leq E_m \leq 60$		
11	$E_m \geq 20$	$E_m \geq 65$	$E_m \geq 85$					M6		$60 \leq E_m \leq 80$		
12	$E_m \geq 35$	$E_m \geq 80$	$E_m \geq 90$		$E_m \geq 50$	$E_i \geq 70$						
13	$E_m \geq 50$	$E_m \geq 85$	$E_m \geq 90$	$E_m \geq 50$	$E_m \geq 65$	$E_i \geq 80$				$80 \leq E_m \leq 90$	$E_{min} \geq 35$	
14	$E_m \geq 75$	$E_m \geq 90$	$E_m \geq 95$	$E_m \geq 70$	$E_m \geq 80$	$E_i \geq 90$				$90 \leq E_m \leq 95$	$E_{min} \geq 55$	
15	$E_m \geq 85$	$E_m \geq 90$	$E_m \geq 95$	$E_m \geq 80$						$95 \leq E_m$	$E_{min} \geq 70$	
16	$E_m \geq 95$	$E_m \geq 95$	$E_m \geq 95$									
N/A	N/A	N/A	N/A	N/A	N/A	N/A	N/A	E10				$E_i \geq 85$
								E11				$E_i \geq 95$
								E12				$E_i \geq 99.5$
								H13				$E_i \geq 99.95$
								H14				$E_i \geq 99.995$
								U15				$E_i \geq 99.9995$
								U16				$E_i \geq 99.99995$
								U17				$E_i \geq 99.999995$

Note: The filter class is the highest class where the filter meets all requirements
 Comparisons are approximation given for reference only. Filters should be tested to the most recent standards
 For ISO ePM1 and ePM2.5 both initial and discharged efficiency need to be over 50% to qualify for a class

A_m = Average Arrestance
 E_m = Average Efficiency
 E_{min} = Minimum Efficiency
 E_d = Discharged Efficiency
 E_i = Initial Efficiency

HEPA FILTER SERIES

HEPA filters are air filters that capture dust particles and various suspended solids with a particle size of 0.3 ~ 1 μm , efficiency reaching 99.99% for 0.3 μm particles, widely used as the terminal filter of various air filtration systems. The HEPA filter is a key component to the air cleanliness control for clean rooms, operating rooms and other places that have strict requirements.

LC HEPA air filter series divided into four types: Mini-pleat filter, Separator filter, V-bank filter, Hooded terminal filter.

1. Mini-pleat Filter



Mini-pleat Filter Flatpack



PTFE Mini-pleat Filter Flatpack



Gel-type Mini-pleat Filter Gelpack



Knife-edge Mini-pleat Filter Kpack

2. Separator Filter



Separator Filter SeporCel-SC



High Temperature Separator Filter SeporCel HT



High Capacity Separator Filter SeporCel HC

3. V-bank Filter



V-bank Filter in Metal Frame V-pack

4. Filter with Hood



Disposable Hooded Terminal Filter TMpack



DOP Hooded Terminal Filter TMpack-DOP

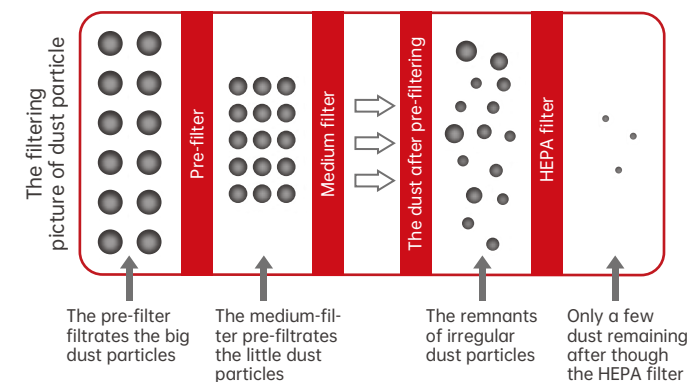


Replaceable Hooded Terminal Filter TMpack-RE

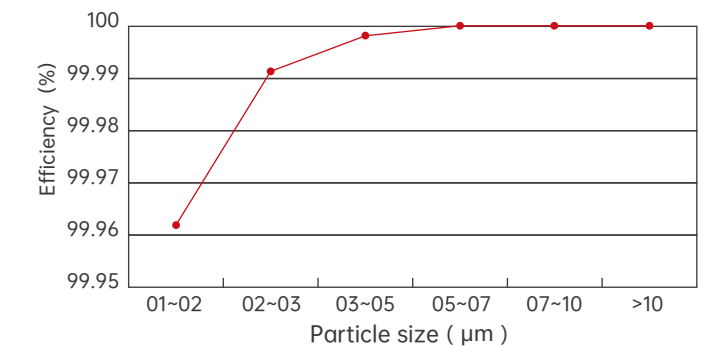


DOP Replaceable Hooded Terminal Filter TMpack-DOP-RE

The operating principle of HEPA filter



The Efficiency Curve of LC HEPA filter



Mini-pleat Filter K57-A Flatpack

Adaptive Efficiency: E10, E11, E12, H13, H14, U15, U16, U17

Product Features

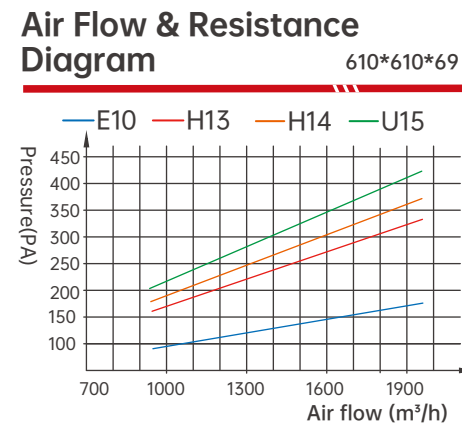
- Low resistance
- Low operation cost
- Light weight, convenient installation and replacement
- Long life-span
- 100% factory inspection
- Good sealing
- High efficiency

Application

HEPA filter: It widely used to the terminal filtration of the clean room.
 ULPA filter: Work zone where require demanding clean class, like hospital operation room, laboratory, pharmaceutical room, electronics, optical fiber equipment and food processing factory etc.

Material and Operation Conditions

Media	Micro glass fiber
Frame	Extruded aluminum/ Folding aluminum/ Galvanized steel/ Stainless steel/ MDF
Sealant	Two-component polyurethane glue
Gasket	PU endless gasket /EVA/ EPDM
Separator	Hot melt bead
Optional aluminum frame thickness (mm)	38 46 50 69 75 78 80 90 96 100 110 120 150(Customized design is available)
Max. Temperature	70°C
Max. Humidity	100%



Technology Parameters

Model	Type	Size(mm) (WxHxD)	Air flow (m³/h)	Initial pressure (≤Pa)	Media area (m²)	Velocity (m/s)	Filter grade (EN1822)
K57-A-001	Flatpack	610x305x69	500	90	4.92	0.75	E10
K57-A-002	Flatpack	610x610x69	1000	90	9.84	0.75	E10
K57-A-003	Flatpack	915x610x69	1500	90	14.77	0.75	E10
K57-A-004	Flatpack	610x305x69	500	170	4.92	0.75	H13
K57-A-005	Flatpack	610x610x69	1000	170	9.84	0.75	H13
K57-A-006	Flatpack	915x610x69	1500	170	14.77	0.75	H13
K57-A-007	Flatpack	610x305x96	750	170	7.69	1.12	H13
K57-A-008	Flatpack	610x610x96	1500	170	15.38	1.12	H13
K57-A-009	Flatpack	915x610x96	2250	170	23.07	1.12	H13
K57-A-010	Flatpack	1220x610x96	3000	170	30.76	1.12	H13
K57-A-011	Flatpack	1220x1220x96	6000	170	61.53	1.12	H13
K57-A-012	Flatpack	610x305x69	500	190	4.92	0.75	H14
K57-A-013	Flatpack	610x610x69	1000	190	9.84	0.75	H14
K57-A-014	Flatpack	915x610x69	1500	190	14.77	0.75	H14
K57-A-015	Flatpack	610x610x96	1500	190	15.38	1.12	H14
K57-A-016	Flatpack	915x610x96	2250	190	23.07	1.12	H14
K57-A-017	Flatpack	1220x1220x96	6000	190	61.53	1.12	H14
K57-A-018	Flatpack	610x305x69	300	130	4.92	0.45	U15
K57-A-019	Flatpack	610x610x69	600	130	9.84	0.45	U15
K57-A-020	Flatpack	915x610x69	900	130	14.77	0.45	U15

PTFE Mini-pleat Filter K57-C Flatpack-PTFE

Adaptive Efficiency: E10, E11, E12, H13, H14, U15, U16, U17

Product Features

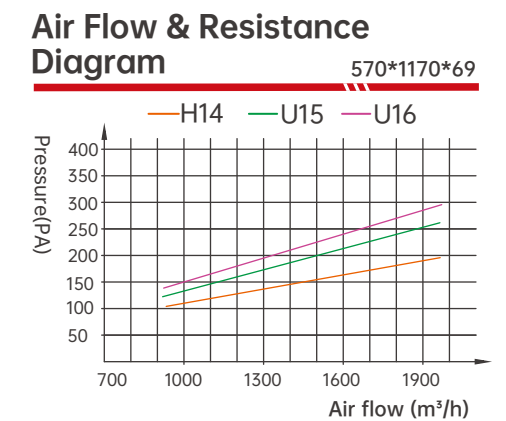
- High efficiency, low resistance
- Strong deformation resistance
- Extreme low chemical gas diffusion
- Low operating cost
- Highly resist to chemical corrosion such as acid and alkali
- 100% factory inspection
- Strong durability and strong fracture resistance

Application

Microelectronics industry (chip factory in semiconductor factories), optoelectronic industry, manufacturing industry with high cleanliness and low resistance requirements.

Material and Operation Conditions

Media	PTFE (polytetrafluoroethylene) filter paper
Frame	Extruded aluminum/Folding aluminum /Galvanized steel/stainless steel
Sealant	Two-component polyurethane glue
Gasket	PU foam gasket/EVA/EPDM
Separator	Hot melt bead
Optional aluminum frame thickness (mm)	38 46 50 66 69 75 78 80 90 96 100
Max. Temperature	70°C
Max. Humidity	100%



Technology Parameters

Model	Type	Size(mm) (WxHxD)	Air flow (m³/h)	Initial pressure (≤Pa)	Media area (m²)	Velocity (m/s)	Filter grade (EN1822)
K57-C-001	Flatpack-PTFE	610*305*69	500	110	4.92	0.75	H14
K57-C-002	Flatpack-PTFE	610*610*69	1000	110	9.84	0.75	H14
K57-C-003	Flatpack-PTFE	915*610*69	1500	110	14.77	0.75	H14
K57-C-004	Flatpack-PTFE	1220*610*69	2000	110	19.69	0.75	H14
K57-C-005	Flatpack-PTFE	1220*1220*69	4000	110	39.38	0.75	H14
K57-C-006	Flatpack-PTFE	610*305*96	750	120	7.69	1.12	H14
K57-C-007	Flatpack-PTFE	610*610*96	1500	120	15.38	1.12	H14
K57-C-008	Flatpack-PTFE	915*610*96	2250	120	23.07	1.12	H14
K57-C-009	Flatpack-PTFE	1220*610*96	3000	120	30.76	1.12	H14
K57-C-010	Flatpack-PTFE	1220*1220*96	6000	120	61.53	1.12	H14
K57-C-011	Flatpack-PTFE	610*305*69	300	80	4.92	0.45	U15
K57-C-012	Flatpack-PTFE	610*610*69	600	80	9.84	0.45	U15
K57-C-013	Flatpack-PTFE	915*610*69	900	80	14.77	0.45	U15
K57-C-014	Flatpack-PTFE	1220*610*69	1200	80	19.69	0.45	U15
K57-C-015	Flatpack-PTFE	610*305*96	500	90	7.69	0.75	U15
K57-C-016	Flatpack-PTFE	610*610*96	1000	90	15.38	0.75	U15
K57-C-017	Flatpack-PTFE	915*610*96	1500	90	23.07	0.75	U15
K57-C-018	Flatpack-PTFE	610*305*69	300	90	4.92	0.45	U16
K57-C-019	Flatpack-PTFE	610*610*69	600	90	9.84	0.45	U16
K57-C-020	Flatpack-PTFE	915*610*69	900	90	14.77	0.45	U16

Gel-type Mini-pleat Filter K69 Gelpack

Adaptive Efficiency: E10, E11, E12, H13, H14, U15, U16, U17

Product Features

- Good appearance, space saving
- Light weight, convenient installation and replacement
- Injects permanent blue gel, environment friendly and reliable sealant efficiency
- Best partner for knife-edge frame
- Low operation cost
- Long life-span
- Excellent sealing

Application

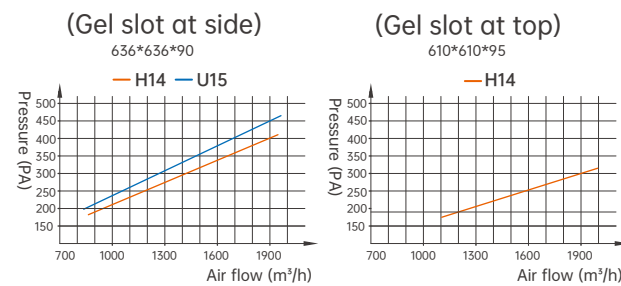
Widely used as the terminal filtration of clean room. Or as the filtration unit in the GMP standard cleanroom equipment.



Material and Operation Conditions

Media	Micro glass fiber
Frame	Extruded aluminum
Frame gasket	Two-component polyurethane glue
Slot gasket	Imported gel sealant glue
Separator	Hot melt bead
Optional aluminum frame thickness (mm)	Top: 81 95 Side: 69 75 90 93 104 117
Max. Temperature	70°C
Max. Humidity	100%

Air Flow & Resistance Diagram



Technology Parameters

Model	Type	Size(mm) (WxHxD)	Air flow (m³/h)	Initial pressure (≤Pa)	Media area (m²)	Velocity (m/s)	Filter grade (EN1822)	Direction of slot
K69-001	Gelpack	610x305x69	400	190	4.31	0.68	H14	Side
K69-002	Gelpack	610x610x69	900	190	9.02	0.73	H14	Side
K69-003	Gelpack	915x610x69	1400	190	13.74	0.75	H14	Side
K69-004	Gelpack	1220x610x69	1800	190	18.45	0.72	H14	Side
K69-005	Gelpack	1220x1220x69	3650	190	37.72	0.71	H14	Side
K69-006	Gelpack	610x305x90	600	190	6.2	1.02	H14	Side
K69-007	Gelpack	610x610x90	1250	190	12.97	1.02	H14	Side
K69-008	Gelpack	915x610x90	1900	190	19.75	1.02	H14	Side
K69-009	Gelpack	1220x610x90	2550	190	26.52	1.02	H14	Side
K69-010	Gelpack	1220x1220x90	5250	190	54.22	1.02	H14	Side
K69-011	Gelpack	610x305x95	600	190	6.05	0.90	H14	Top
K69-012	Gelpack	610x610x95	1200	190	12.1	0.90	H14	Top
K69-013	Gelpack	915x610x95	1750	190	18.15	0.87	H14	Top
K69-014	Gelpack	1220x610x95	2350	190	24.2	0.88	H14	Top
K69-015	Gelpack	1220x1220x95	4700	190	48.4	0.88	H14	Top
K69-016	Gelpack	610x305x69	250	130	4.31	0.43	U15	Side
K69-017	Gelpack	610x610x69	550	130	9.02	0.45	U15	Side
K69-018	Gelpack	915x610x69	850	130	13.74	0.45	U15	Side
K69-019	Gelpack	1220x610x69	1150	130	18.45	0.46	U15	Side
K69-020	Gelpack	1220x1220x69	2300	130	37.72	0.45	U15	Side

Knife-edge Mini-pleat Filter K67 Kpack

Adaptive Efficiency: E10, E11, E12, H13, H14

Product Features

- Low resistance
- Two sides with epoxy faceguard to protect the filter media
- Glass fiber media, hot melt bead separator
- Air outlet with 20mm knife edge
- High dust holding capacity
- Special sealant to ensure the sealing
- 100% factory inspection separator

Application

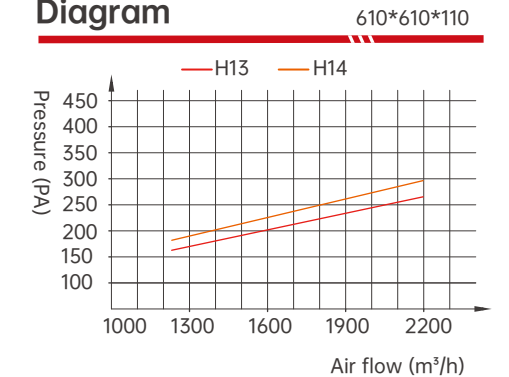
Pharmaceutical factory, biological factory, food processing factory or other places require strict air quality control.



Material and Operation Conditions

Media	Micro glass fiber
Frame	Extruded aluminum
Sealant	Two-component polyurethane glue
Gasket	PU foam gasket / EVA / EPDM
Separator	Hot melt bead
Optional aluminum frame thickness (mm)	83 110
Max. Temperature	70°C
Max. Humidity	100%

Air Flow & Resistance Diagram



Technology Parameters

Model	Type	Size(mm) (WxHxD)	Air flow (m³/h)	Initial pressure (≤Pa)	Media area (m²)	Velocity (m/s)	Filter grade (EN1822)
K67-001	Kpack	305*305*110	350	170	3.54	1.05	H13
K67-002	Kpack	484*484*110	850	170	8.91	1.01	H13
K67-003	Kpack	570*570*110	1200	170	12.36	1.03	H13
K67-004	Kpack	610*305*110	700	170	7.08	1.05	H13
K67-005	Kpack	610*610*110	1400	170	14.15	1.05	H13
K67-006	Kpack	915*610*110	2000	170	21.23	1.00	H13
K67-007	Kpack	1170*570*110	2500	170	25.36	1.04	H13
K67-008	Kpack	1220*610*110	2750	170	28.3	1.03	H13
K67-009	Kpack	1170*1170*110	5000	170	52.06	1.01	H13
K67-010	Kpack	1220*1220*110	5500	170	56.61	1.03	H13
K67-001	Kpack	305*305*110	350	170	3.54	1.05	H14
K67-002	Kpack	484*484*110	850	170	8.91	1.01	H14
K67-003	Kpack	570*570*110	1200	170	12.36	1.03	H14
K67-004	Kpack	610*305*110	700	170	7.08	1.05	H14
K67-005	Kpack	610*610*110	1400	170	14.15	1.05	H14
K67-006	Kpack	915*610*110	2000	170	21.23	1.00	H14
K67-007	Kpack	1170*570*110	2500	170	25.36	1.04	H14
K67-008	Kpack	1220*610*110	2750	170	28.3	1.03	H14
K67-009	Kpack	1170*1170*110	5000	170	52.06	1.01	H14
K67-010	Kpack	1220*1220*110	5500	170	56.61	1.03	H14

Separator Filter K56-A SeporCel-SC

Adaptive Efficiency: E10, E11, E12, H13, H14

Product Features

- ⊙ Endless gasket to provide excellent air tightness
- ⊙ Even wind speed, big dust holding capacity
- ⊙ 100% factory inspection
- ⊙ High versatility
- ⊙ Wedge shaped pleat design to prevent the filter media from damage
- ⊙ Big filtration area, big air flow, high efficiency
- ⊙ 100% humidity resistance

Application

Terminal filtration of purifying air conditioning system and local purification equipment, available to environment with changing air flow.



Material and Operation Conditions

Media	Micro glass fiber
Frame	Extruded aluminum/ Folding aluminum / Galvanized steel/Stainless steel/ MDF
Sealant	Two-component polyurethane glue
Gasket	PU foam gasket / EVA / EPDM
Separator	Offset paper / Aluminum foil
Optional frame thickness(mm)	80 96 120 150 220 292 305
Max. Temperature	Offset paper:50°C Aluminum foil:100°C
Max. Humidity	100%

Technology Parameters

Model	Type	Size(mm) (WxHxD)	Air flow (m³/h)	Initial pressure (≤Pa)	Media area (m²)	Velocity (m/s)	Filter grade (EN1822)
K56-A-001	SeporCel-SC	610x305x150	500	100	4.41	0.75	E10
K56-A-002	SeporCel-SC	610x610x150	1000	100	9.3	0.75	E10
K56-A-003	SeporCel-SC	610x305x292	1000	100	9.67	1.49	E10
K56-A-004	SeporCel-SC	610x610x292	2150	100	20.41	1.61	H13
K56-A-005	SeporCel-SC	915x610x292	3200	100	30.61	1.59	H13
K56-A-006	SeporCel-SC	1220x610x292	4250	100	40.81	1.59	H13
K56-A-007	SeporCel-SC	610x305x150	500	200	4.41	0.75	H13
K56-A-008	SeporCel-SC	610x610x150	1000	200	9.3	0.75	H13
K56-A-009	SeporCel-SC	915x610x150	1500	200	13.95	0.75	H13
K56-A-010	SeporCel-SC	610x305x292	1000	200	9.67	1.49	H13
K56-A-011	SeporCel-SC	610x610x292	2150	200	20.41	1.61	H13
K56-A-012	SeporCel-SC	915x610x292	3200	200	30.61	1.59	H14
K56-A-013	SeporCel-SC	1220x610x292	4250	200	40.81	1.59	H14
K56-A-014	SeporCel-SC	610x305x150	500	220	4.41	0.75	H14
K56-A-015	SeporCel-SC	610x610x150	1000	220	9.3	0.75	H14
K56-A-016	SeporCel-SC	915x610x150	1500	220	13.95	0.75	H14
K56-A-017	SeporCel-SC	610x305x292	1000	220	9.67	1.49	H14
K56-A-018	SeporCel-SC	610x610x292	2150	220	20.41	1.61	U15
K56-A-019	SeporCel-SC	915x610x292	3200	220	30.61	1.59	U15
K56-A-020	SeporCel-SC	1220x610x292	4250	220	40.81	1.59	U15

High Temperature Separator Filter K84 SeporCel HT

Adaptive Efficiency: E10, E11, E12, H13, H14

Product Features

- ⊙ It can be used at stated high temperature for long time
- ⊙ Big media area and high efficiency
- ⊙ 100% factory inspection
- ⊙ Large air flow and low resistance
- ⊙ Wedge shaped pleat design to prevent the filter media from damage

Application

Places with high requirement of cleanliness, such as nuclear power plant, spray paint booth, etc. Air conditioning and ventilation system (terminal filtration and hot wind type high temperature oven).

Material and Operation Conditions

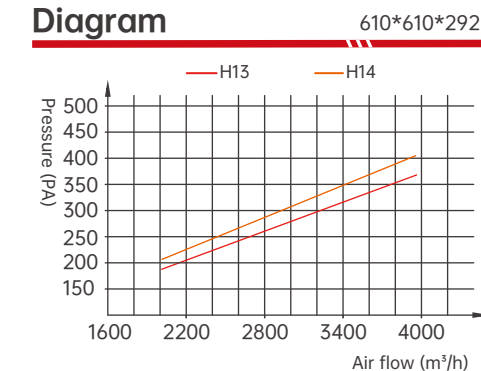
Media	Micro glass fiber
Frame	Aluminum/ SUS201/ SUS304 (260°C) SUS201/ SUS304 (350°C)
Sealant	Red silicone(260°C) Ceramic adhesive(350°C)
Gasket	Silicon gel gasket (260°C) PTFE / Glass fiber rope (350°C)
Separator	Aluminum foil
Optional frame thickness(mm)	80 96 120 150 220 292 305
Max. Temperature	260°C/350°C
Max. Humidity	100%

Technology Parameters

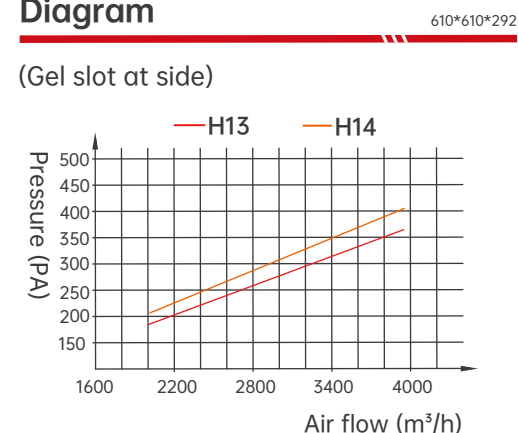
Model	Type	Size(mm) (HxWxD)	Air flow (m³/h)	Initial pressure (≤Pa)	Media area (m²)	Velocity (m/s)	Filter grade (EN1822)	Max. Temperature (°C)
K84-001	SeporCel HT	610x305x150	500	100	4.41	0.75	E10	260
K84-002	SeporCel HT	610x610x150	1000	100	9.3	0.75	E10	260
K84-003	SeporCel HT	610x305x292	1000	100	9.67	1.49	E10	260
K84-004	SeporCel HT	610x610x292	2150	100	20.41	1.61	E10	260
K84-005	SeporCel HT	915x610x292	3200	100	30.61	1.59	E10	260
K84-006	SeporCel HT	1220x610x292	4250	100	40.81	1.59	E10	260
K84-007	SeporCel HT	610x305x150	500	200	4.41	0.75	H13	260
K84-008	SeporCel HT	610x610x150	1000	200	9.3	0.75	H13	260
K84-009	SeporCel HT	915x610x150	1500	200	13.95	0.75	H13	260
K84-010	SeporCel HT	610x305x292	1000	200	9.67	1.49	H13	260
K84-011	SeporCel HT	610x610x292	2150	200	20.41	1.61	H13	260
K84-012	SeporCel HT	915x610x292	3200	200	30.61	1.59	H13	260
K84-013	SeporCel HT	1220x610x292	4250	200	40.81	1.59	H13	260
K84-014	SeporCel HT	610x305x150	500	220	4.41	0.75	H14	260
K84-015	SeporCel HT	610x610x150	1000	220	9.3	0.75	H14	260
K84-016	SeporCel HT	915x610x150	1500	220	13.95	0.75	H14	260
K84-017	SeporCel HT	610x305x292	1000	220	9.67	1.49	H14	260
K84-018	SeporCel HT	610x610x292	2150	220	20.41	1.61	H14	260
K84-019	SeporCel HT	915x610x292	3200	220	30.61	1.59	H14	260
K84-020	SeporCel HT	1220x610x292	4250	220	40.81	1.59	H14	260



Air Flow & Resistance Diagram



Air Flow & Resistance Diagram



High Capacity Separator Filter

K56-AH
SeporCel HC

Adaptive Efficiency: E10, E11, E12, H13, H14

Product Features

- Low resistance
- Super high efficiency
- 100% factory inspection
- Small pleat distance, fulfill big air flow demand

Application

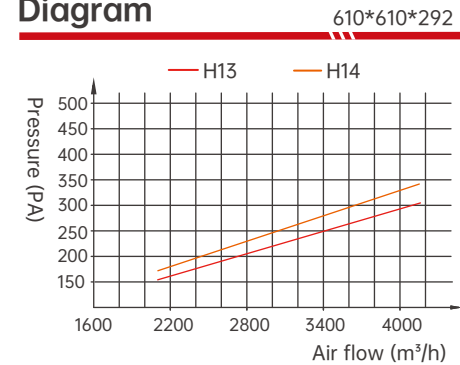
Hospital operating room, laboratories, pharmaceuticals, microelectronics, fiber optic equipment, food processing and other occasions require high clean class environment.

Material and Operation Conditions

Media	Micro glass fiber
Frame	Extruded aluminum/ Folding aluminum/ Galvanized steel/ Stainless steel/ MDF
Sealant	Two-component polyurethane glue
Gasket	PU foam gasket / EVA / EPDM
Separator	Offset paper / Aluminum foil
Optional frame thickness(mm)	80 96 120 150 220 292 305
Max. Temperature	Offset paper:50°C Aluminum foil:100°C
Max. Humidity	100%



Air Flow & Resistance Diagram



Technology Parameters

Model	Type	Size(mm) (WxHxD)	Air flow (m³/h)	Initial pressure (≤Pa)	Media area (m²)	Velocity (m/s)	Filter grade (EN1822)
K56-A-001	SeporCel HC	610x305x150	750	150	6.32	1.12	E10
K56-A-002	SeporCel HC	610x610x150	1500	150	13.33	1.12	E10
K56-A-003	SeporCel HC	610x305x292	1600	150	13.87	2.39	E10
K56-A-004	SeporCel HC	610x610x292	3400	150	29.25	2.54	E10
K56-A-005	SeporCel HC	915x610x292	5000	150	43.87	2.49	E10
K56-A-006	SeporCel HC	1220x610x292	6800	150	58.49	2.54	E10
K56-A-007	SeporCel HC	610x305x150	750	250	6.32	1.12	H13
K56-A-008	SeporCel HC	610x610x150	1500	250	13.33	1.12	H13
K56-A-009	SeporCel HC	915x610x150	2300	250	19.99	1.14	H13
K56-A-010	SeporCel HC	610x305x292	1600	250	13.87	2.39	H13
K56-A-011	SeporCel HC	610x610x292	3400	250	29.25	2.54	H13
K56-A-012	SeporCel HC	915x610x292	5000	250	43.87	2.49	H13
K56-A-013	SeporCel HC	1220x610x292	6800	250	58.49	2.54	H13
K56-A-014	SeporCel HC	610x305x150	750	280	6.32	1.12	H14
K56-A-015	SeporCel HC	610x610x150	1500	280	13.33	1.12	H14
K56-A-016	SeporCel HC	915x610x150	2300	280	19.99	1.14	H14
K56-A-017	SeporCel HC	610x305x292	1600	280	13.87	2.39	H14
K56-A-018	SeporCel HC	610x610x292	3400	280	29.25	2.54	H14
K56-A-019	SeporCel HC	915x610x292	5000	280	43.87	2.49	H14
K56-A-020	SeporCel HC	1220x610x292	6800	280	58.49	2.54	H14

V-bank Filter

KV-A
V-pack

Adaptive Efficiency: E10, E11, E12, H13, H14

Product Features

- 100% tested before delivery
- Good sealing
- Able to sustain big air volume
- Big filtration area, air flow, high efficiency
- Special V type structure, reduce structural resistance
- Available with installation flange, more convenience to install

Application

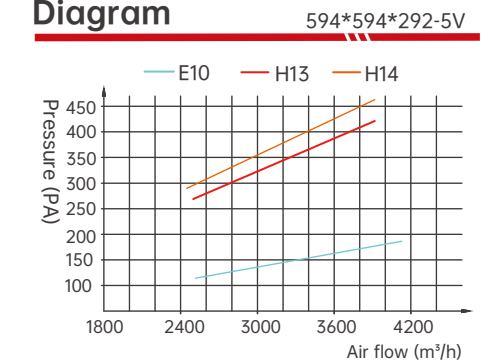
Aviation, electronic, semiconductor, wafer, biological pharmaceutical, hospital, food processing, etc.



Material and Operation Conditions

Media	Micro glass fiber/Activated carbon granule
Frame	Aluminum/Galvanized/Stainless steel
Sealant	Two-component polyurethane glue
Gasket	PU foam gasket / EVA / EPDM
Separator	Hot melt bead
Optional aluminum frame thickness (mm)	220 250 292 305
Max. Temperature	70°C
Max. Humidity	100%

Air Flow & Resistance Diagram



Technology Parameters

Model	Type	Size(mm) (HxWxD)	Air flow (m³/h)	Initial Pressure (≤Pa)	Media area (m²)	Velocity (m/s)	Filter grade (ISO16890)	Pack no.
KV-A-001	V-pack	305*305*292	600	125	5.34	1.79	H10	2
KV-A-002	V-pack	610*305*292	1200	125	10.68	1.79	H10	4
KV-A-003	V-pack	610*508*292	2000	125	17.79	1.79	H10	4
KV-A-004	V-pack	610*610*292	2400	125	21.36	1.79	H10	4
KV-A-005	V-pack	610*610*292	2800	125	26.71	2.09	H10	5
KV-A-006	V-pack	610*610*292	3200	125	29.48	2.39	H10	6
KV-A-007	V-pack	305*305*292	800	300	7.37	2.39	H13	3
KV-A-008	V-pack	610*305*292	1200	300	10.68	1.79	H13	4
KV-A-009	V-pack	610*508*292	2000	300	17.79	1.79	H13	4
KV-A-010	V-pack	610*610*292	1800	300	16.71	1.34	H13	3
KV-A-011	V-pack	610*610*292	2400	300	21.36	1.79	H13	4
KV-A-012	V-pack	610*610*292	2800	300	26.71	2.09	H13	5
KV-A-013	V-pack	610*610*292	3200	300	29.48	2.39	H13	6
KV-A-014	V-pack	305*305*292	800	330	7.37	2.39	H14	3
KV-A-015	V-pack	610*305*292	1200	330	10.68	1.79	H14	4
KV-A-016	V-pack	610*508*292	2000	330	17.79	1.79	H14	4
KV-A-017	V-pack	610*610*292	1800	330	16.71	1.34	H14	3
KV-A-018	V-pack	610*610*292	2400	330	21.36	1.79	H14	4
KV-A-019	V-pack	610*610*292	2800	330	26.71	2.09	H14	5
KV-A-020	V-pack	610*610*292	3200	330	29.48	2.39	H14	6

Disposable Hooded Terminal Filter K59 TMpack

Adaptive Efficiency: E10, E11, E12, H13, H14

Product Features

- Good ventilation performance
- Special sealing technology, superior softness, non-deformation
- Light weight, easy installation and replacement
- Integrated design, can be with insulation and lifting lugs
- 100% factory inspection

Application

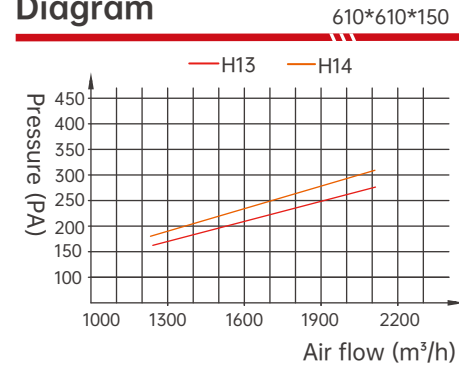
Places with high requirement of cleanliness, such as surgery, lab, pharmacy, micro-electronic, fiber optic equipment and food processing factory, etc.

Material and Operation Conditions

Media	Micro glass fiber
Cabinet	Extruded aluminum / Folding aluminum / Galvanized steel
Rear cover	Folding aluminum/ Galvanized steel / Stainless steel
Sealant	Two-component polyurethane glue
Gasket	PU foam gasket / EVA / EPDM
Separator	Hot melt bead
Optional aluminum frame thickness (mm)	120 150 220
Max. Temperature	70°C
Max. Humidity	100%



Air Flow & Resistance Diagram



Technology Parameters

Model	Type	Size(mm) (WxHxD)	Air flow (m³/h)	Initial pressure (≤Pa)	Media area (m²)	Velocity (m/s)	Filter grade (EN1822)
K59-001	TMpack	610x305x120	500	170	5.33	0.75	H13
K59-002	TMpack	610x610x120	1000	170	10.66	0.75	H13
K59-003	TMpack	915x610x120	1550	170	16	0.77	H13
K59-004	TMpack	1220x610x120	2100	170	21.33	0.78	H13
K59-005	TMpack	610x610x150	1300	170	13.33	0.97	H13
K59-006	TMpack	1220x610x150	2600	170	26.66	0.97	H13
K59-007	TMpack	610x610x220	1600	170	16.41	1.19	H13
K59-008	TMpack	1220x610x220	3200	170	32.82	1.19	H13
K59-009	TMpack	610x305x120	500	190	5.33	0.75	H14
K59-010	TMpack	610x610x120	1000	190	10.66	0.75	H14
K59-011	TMpack	915x610x120	1550	190	16	0.77	H14
K59-012	TMpack	1220x610x120	2100	190	21.33	0.78	H14
K59-013	TMpack	610x610x150	1300	190	13.33	0.97	H14
K59-014	TMpack	1220x610x150	2600	190	26.66	0.97	H14
K59-015	TMpack	610x610x220	1600	190	16.41	1.19	H14
K59-016	TMpack	1220x610x220	3200	190	32.82	1.19	H14

DOP Hooded Terminal Filter K60-A TMpack-DOP

Adaptive Efficiency: E10, E11, E12, H13, H14, U15, U16

Product Features

- Light weight, easy installation and replacement
- 100% factory inspection
- Good ventilation performance
- Special sealing adhesive for DOP test
- Low run cost
- Good sealing
- High efficiency

Application

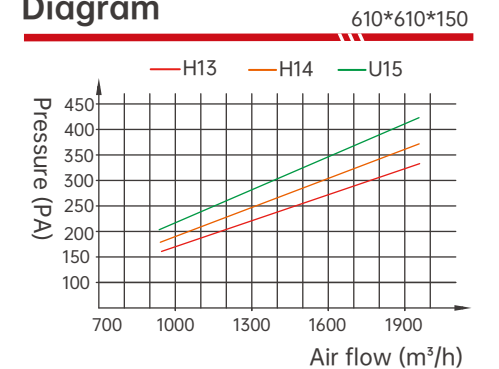
Places with high requirement of cleanliness, such as surgery, lab, pharmacy, photographic film plants, micro-electronic, fiber optic equipment and food processing factories, etc.



Material and Operation Conditions

Media	Micro glass fiber
Frame	Folding aluminum / Galvanized steel
Sealant	Two-component polyurethane glue
Gasket	PU foam gasket / EVA / EPDM
Separator	Hot melt bead
Optional aluminum frame thickness (mm)	120 150 220
Max. Temperature	70%
Max. Humidity	100%

Air Flow & Resistance Diagram



Technology Parameters

Model	Type	Size(mm) (WxHxD)	Air flow (m³/h)	Initial pressure (≤Pa)	Media area (m²)	Velocity (m/s)	Filter grade (EN1822)
K60-A-001	TMpack-DOP	610x305x120	450	170	4.61	0.67	H13
K60-A-002	TMpack-DOP	610x610x120	900	170	9.23	0.67	H13
K60-A-003	TMpack-DOP	915x610x120	1350	170	13.84	0.67	H13
K60-A-004	TMpack-DOP	1220x610x120	1800	170	18.46	0.67	H13
K60-A-005	TMpack-DOP	610x610x150	1000	170	9.84	0.75	H13
K60-A-006	TMpack-DOP	1220x610x150	2000	170	19.69	0.75	H13
K60-A-007	TMpack-DOP	610x610x220	1050	170	10.66	0.78	H13
K60-A-008	TMpack-DOP	1220x610x220	2100	170	21.33	0.78	H13
K60-A-009	TMpack-DOP	610x305x120	450	190	4.61	0.67	H14
K60-A-010	TMpack-DOP	610x610x120	900	190	9.23	0.67	H14
K60-A-011	TMpack-DOP	915x610x120	1350	190	13.84	0.67	H14
K60-A-012	TMpack-DOP	1220x610x120	1800	190	18.46	0.67	H14
K60-A-013	TMpack-DOP	610x610x150	1000	190	9.84	0.75	H14
K60-A-014	TMpack-DOP	1220x610x150	2000	190	19.69	0.75	H14
K60-A-015	TMpack-DOP	610x610x220	1050	190	10.66	0.78	H14
K60-A-016	TMpack-DOP	1220x610x220	2100	190	21.33	0.78	H14
K60-A-017	TMpack-DOP	610x610x120	550	190	9.23	0.41	U15
K60-A-018	TMpack-DOP	1220x610x120	1150	130	18.46	0.43	U15
K60-A-019	TMpack-DOP	610x610x220	650	130	10.66	0.49	U15
K60-A-020	TMpack-DOP	1220x610x220	1300	130	21.33	0.49	U15

Replaceable Hooded Terminal Filter K58 TMpack-RE

Adaptive Efficiency: E10, E11, E12, H13, H14

Product Features

- ⊙ Light weight and thin thickness
- ⊙ High efficiency
- ⊙ 100% factory inspection
- ⊙ Good ventilation performance
- ⊙ Convenient installation and simple maintenance to save investment

Application

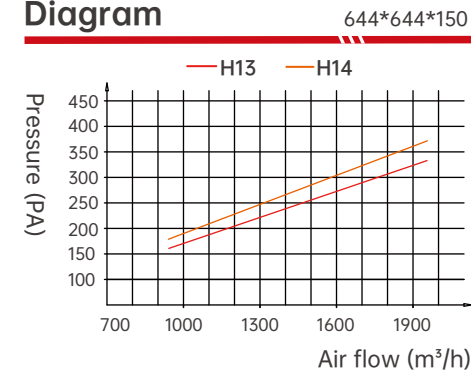
Places with high requirement of cleanliness, such as surgery, lab, pharmacy, micro-electronic, fiber optic equipment and food processing factories, etc.



Material and Operation Conditions

Media	Micro glass fiber
Cabinet	150mm extruded aluminum
Rear cover	Folding aluminum/ Galvanized steel
Filter Frame	69mm extruded aluminum
Sealant	Two-component polyurethane glue
Gasket	PU foam gasket / EVA / EPDM
Separator	Hot melt bead
Max. Temperature	70°C
Max. Humidity	100%

Air Flow & Resistance Diagram



Technology Parameters

Model	Type	Size(mm) (WxHxD)	Air flow (m³/h)	Initial pressure (≤Pa)	Media area (m²)	Velocity (m/s)	Filter grade (EN1822)
K58-001	TMpack-RE	354*354*150	250	170	2.71	0.68	H13
K58-002	TMpack-RE	518*518*150	600	170	6.20	0.71	H13
K58-003	TMpack-RE	534*534*150	650	170	6.61	0.72	H13
K58-004	TMpack-RE	604*604*150	840	170	8.60	0.72	H13
K58-005	TMpack-RE	644*644*150	950	170	9.84	0.71	H13
K58-006	TMpack-RE	664*664*150	1000	170	10.50	0.70	H13
K58-007	TMpack-RE	949*604*150	1350	170	13.80	0.72	H13
K58-008	TMpack-RE	949*644*150	1450	170	14.77	0.72	H13
K58-009	TMpack-RE	1204*604*150	1700	170	17.64	0.71	H13
K58-010	TMpack-RE	1254*644*150	1900	170	19.69	0.71	H13
K58-011	TMpack-RE	354*354*150	250	190	2.71	0.68	H14
K58-012	TMpack-RE	518*518*150	600	190	6.20	0.71	H14
K58-013	TMpack-RE	534*534*150	650	190	6.61	0.72	H14
K58-014	TMpack-RE	604*604*150	840	190	8.60	0.72	H14
K58-015	TMpack-RE	644*644*150	950	190	9.84	0.71	H14
K58-016	TMpack-RE	664*664*150	1000	190	10.50	0.70	H14
K58-017	TMpack-RE	949*604*150	1350	190	13.80	0.72	H14
K58-018	TMpack-RE	949*644*150	1450	190	14.77	0.72	H14
K58-019	TMpack-RE	1204*604*150	1700	190	17.64	0.71	H14
K58-020	TMpack-RE	1254*644*150	1900	190	19.69	0.71	H14

DOP Replaceable Hooded Terminal Filter K60-B TMpack- DOP-RE

Adaptive Efficiency: E10, E11, E12, H13, H14, U15, U16

Product Features

- ⊙ Gel-glue sealing, high efficiency and dependability
- ⊙ Light weight and thin thickness
- ⊙ Double turn frame, threaded fastening connection, easy to install and replace
- ⊙ 100% factory inspection
- ⊙ Independent research and development, patented products

Application

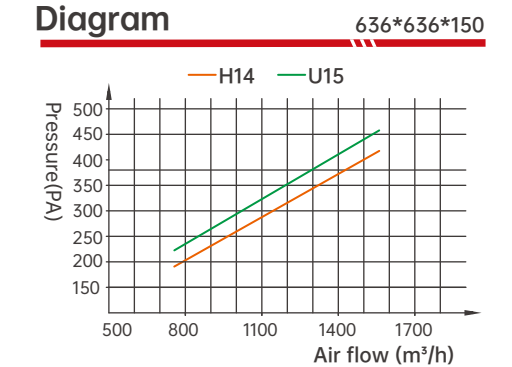
It is widely used in hospital operating room, laboratory, pharmaceutical room and other biological medical industry and microelectronics, film and fiber equipment and food processing plants, etc. which need a higher level of working environment.



Material and Operation Conditions

Media	Micro glass fiber
Frame	150mm extruded aluminum
Rear cover	Aluminum/ Galvanized/ Stainless steel
Filter Frame	69mm extruded aluminum
Sealant	Two-component polyurethane glue
Separator	Hot melt bead
Max. Temperature	70°C
Max. Humidity	100%

Air Flow & Resistance Diagram



Technology Parameters

Model	Type	Size(mm) (WxHxD)	Air flow (m³/h)	Initial pressure (≤Pa)	Media area (m²)	Velocity (m/s)	Filter grade (EN1822)
K60-B-001	TMpack-DOP-RE	320*320*150	150	190	1.45	0.41	H13
K60-B-002	TMpack-DOP-RE	484*484*150	450	190	4.31	0.53	H13
K60-B-003	TMpack-DOP-RE	510*510*150	450	190	4.91	0.48	H13
K60-B-004	TMpack-DOP-RE	570*570*150	650	190	6.42	0.56	H13
K60-B-005	TMpack-DOP-RE	610*610*150	750	190	7.55	0.56	H13
K60-B-006	TMpack-DOP-RE	915*610*150	1150	190	12.01	0.57	H13
K60-B-007	TMpack-DOP-RE	1170*570*150	1400	190	14.52	0.58	H13
K60-B-008	TMpack-DOP-RE	1220*610*150	1600	190	16.47	0.60	H13
K60-B-009	TMpack-DOP-RE	320*320*150	150	220	1.45	0.41	H14
K60-B-010	TMpack-DOP-RE	484*484*150	450	220	4.31	0.53	H14
K60-B-011	TMpack-DOP-RE	510*510*150	450	220	4.91	0.48	H14
K60-B-012	TMpack-DOP-RE	570*570*150	650	220	6.42	0.56	H14
K60-B-013	TMpack-DOP-RE	610*610*150	750	220	7.55	0.56	H14
K60-B-014	TMpack-DOP-RE	915*610*150	1150	220	12.01	0.57	H14
K60-B-015	TMpack-DOP-RE	1170*570*150	1400	220	14.52	0.58	H14
K60-B-016	TMpack-DOP-RE	1220*610*150	1600	220	16.47	0.60	H14

► MEDIUM FILTER SERIES

Medium filters are air filters capture dust particles in size 1 μm ~ 10 μm. In air conditioning purification systems, medium filters are often used behind the pre filters to improve purification efficiency or used in front of the HEPA filters to extend the service life of the HEPA filters. With the characteristics of strong pulling force, low resistance, large air flow, and large filtering area.

LC medium filter series divided into six types: Mini-pleat filter, Separator filter, V-bank filter, Cylinder filter, Bag filter, Pleated filter.

1. Mini-pleat Filter



Mini-pleat Filter
Flatpack-M

2. Separator Filter



Separator Filter
SeporCel-M

3. V-bank Filter



V-bank Filter
in Plastic Frame
Vpack-M

4. Cylinder Filter



Cylinder Filter
Cirpack-M

5. Bag Filter



Synthetic Fiber
Pocket Filter
Bag-SM



Glass Fiber
Pocket Filter
Bag-GM

6. Pleated Filter

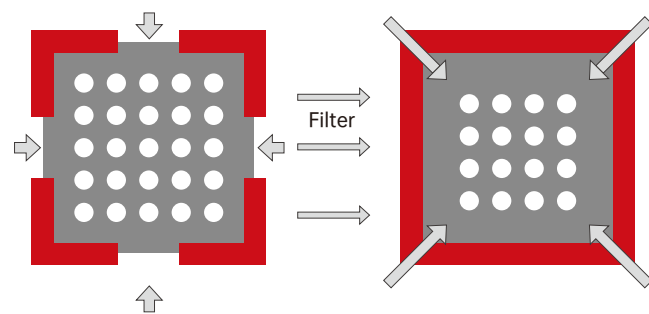


Box Type Filter
Rigad



Pleated
Medium Filter
Ecopleat-M

Medium filter dust filter effect duageam

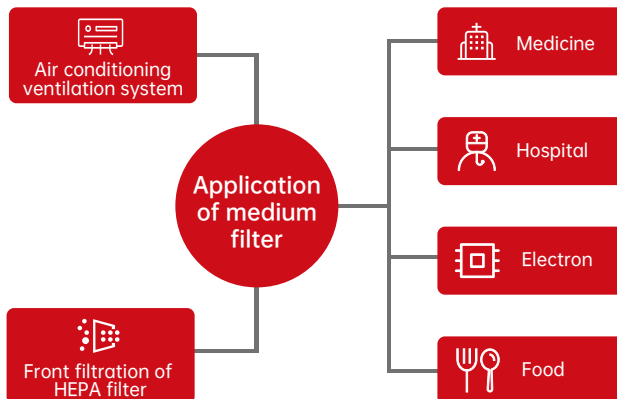


Before filter, gathered different direction and a big number of dust, medium pocket filter is easy, to gather large amounts of dust, due to the bag design, it has large dust holding capacity and can hold more dust particles and lock them without overflow

After filtration, most of the dust has been filtrated. Due to the pocket design dust is not easy to overflow, so it's more effective to achieve to achieve filtration purpose.

Medium filter applications

KLC Medium pocket filter is widely used in the purification of the central air conditioning and ventilation systems, pharmaceuticals, hospitals, electronic and food industries. Medium pocket filter can also serve as the first level for HEPA filters to reduce loading and extend life of HEPA filter. Because it has big surface wind speed, it has large dust holding capacity, high wind speed and is considered to be the best one in medium filter structure.



Mini-pleat Filter K57-B Flatpack-M

Adaptive Efficiency: M6, F7, F8, F9

Product Features

The first domestic production of non-jointing mini pleat filter, width up to 1500mm.

- ◎ Light weight, convenient installation and replacement
- ◎ Stable efficiency and uniform
- ◎ 100% factory inspection
- ◎ Small volume to save space
- ◎ High cost performance and extensive application
- ◎ To protect HEPA filter

Application

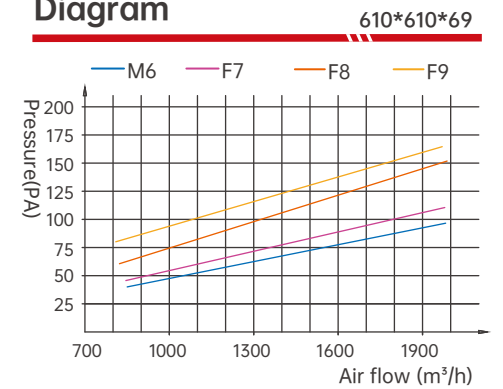
It mainly used for central air-conditioning and integrated air supply system, in order to protect HEPA filter, also system itself.

Material and Operation Conditions

Media	Micro glass fiber / PP (Polypropylene) fiber
Frame	Extruded aluminum/ Folding aluminum/ Galvanized steel/ Stainless steel/ MDF
Sealant	Two-component polyurethane glue
Gasket	PU endless gasket / EVA / EPDM
Separator	Hot melt bead
Optional aluminum frame thickness (mm)	38 46 50 69 75 78 80 90 96 100 110 120 150(Customized design is available)
Max. Temperature	70°C
Max. Humidity	100%



Air Flow & Resistance Diagram



Technology Parameters

Model	Type	Size(mm) (WxHxD)	Air flow (m³/h)	Initial pressure (≤Pa)	Media area (m²)	Velocity (m/s)	Filter grade (EN779)	Filter grade (ISO16890)
K57-B-001	Flatpack-M	292x287x69	300	60	2.22	0.99	M6	ePM10 70%
K57-B-002	Flatpack-M	594x287x69	650	60	4.51	1.06	M6	ePM10 70%
K57-B-003	Flatpack-M	594x594x69	1350	60	9.33	1.06	M6	ePM10 70%
K57-B-004	Flatpack-M	594x287x96	1000	60	7.05	1.63	M6	ePM10 70%
K57-B-005	Flatpack-M	594x594x96	2100	60	14.59	1.65	M6	ePM10 70%
K57-B-006	Flatpack-M	594x287x69	650	80	4.51	1.06	F7	ePM1 55%
K57-B-007	Flatpack-M	594x594x69	1350	80	9.33	1.06	F7	ePM1 55%
K57-B-008	Flatpack-M	594x287x96	1000	80	7.05	1.63	F7	ePM1 55%
K57-B-009	Flatpack-M	594x594x96	2100	80	14.59	1.65	F7	ePM1 55%
K57-B-010	Flatpack-M	292x287x69	300	100	2.22	0.99	F8	ePM1 70%
K57-B-011	Flatpack-M	594x287x69	650	100	4.51	1.06	F8	ePM1 70%
K57-B-012	Flatpack-M	594x594x69	1350	100	9.33	1.06	F8	ePM1 70%
K57-B-013	Flatpack-M	594x287x96	1000	100	7.05	1.63	F8	ePM1 70%
K57-B-014	Flatpack-M	594x594x96	2100	100	14.59	1.65	F8	ePM1 70%
K57-B-015	Flatpack-M	1120x594x96	4000	100	27.5	1.67	F8	ePM1 70%
K57-B-016	Flatpack-M	594x287x69	650	120	4.51	1.06	F9	ePM1 80%
K57-B-017	Flatpack-M	1120x594x69	2550	120	17.6	1.06	F9	ePM1 80%
K57-B-018	Flatpack-M	594x594x69	1350	120	9.33	1.06	F9	ePM1 80%
K57-B-019	Flatpack-M	594x594x96	2100	120	14.59	1.65	F9	ePM1 80%
K57-B-020	Flatpack-M	1120x594x96	4000	120	27.5	1.67	F9	ePM1 80%

Separator Filter K56-B SeporCel-M

Adaptive Efficiency: M5, M6, F7, F8, F9

Product Features

- Endless gasket to provide excellent air tightness
- Even wind speed, big dust holding capacity
- 100% factory inspection
- High versatility
- Wedge shaped pleat design to prevent the filter media from damage
- Big filtration area, big air flow, high efficiency
- 100% humidity resistance

Application

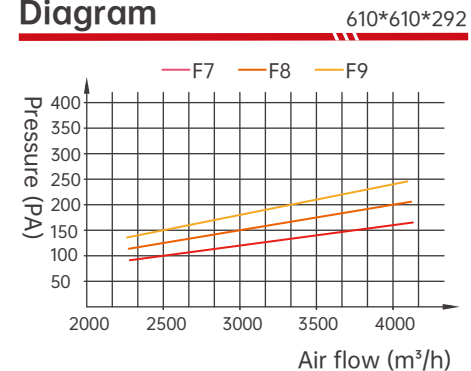
Mainly used in central air conditioning and integrated air supply system. Can be used as the primary filter of the air-conditioning systems to protect HEPA filter and the system itself. In the lower demanding situations of air purification cleanliness, the air gets through from medium filters can be sent directly to the working area.



Material and Operation Conditions

Media	Micro glass fiber
Frame	Extruded aluminum/ Folding aluminum / Galvanized steel/Stainless steel/ MDF
Sealant	Two-component polyurethane glue
Gasket	PU foam gasket / EVA / EPDM
Separator	Offset paper / Aluminum foil
Optional frame thickness(mm)	80 96 120 150 220 292 305
Max. Temperature	Offset paper:50°C Aluminum foil:100°C
Max. Humidity	100%

Air Flow & Resistance Diagram



Technology Parameters

Model	Type	Size(mm) (WxHxD)	Air flow (m³/h)	Initial pressure (≤Pa)	Media area (m²)	Velocity (m/s)	Filter grade (EN779)	Filter grade (ISO16890)
K56-B-001	SeporCel-M	292x287x150	1000	80	6.04	1.63	F7	ePM10 70%
K56-B-002	SeporCel-M	594x287x150	2000	80	12.5	1.57	F7	ePM10 70%
K56-B-003	SeporCel-M	594x594x150	500	100	2.75	0.81	F8	ePM10 70%
K56-B-004	SeporCel-M	594x287x292	1000	100	5.7	0.79	F8	ePM10 70%
K56-B-005	SeporCel-M	594x594x292	1000	100	6.04	1.63	F8	ePM10 70%
K56-B-006	SeporCel-M	594x287x150	2000	100	12.5	1.57	F8	ePM1 55%
K56-B-007	SeporCel-M	594x594x150	500	120	2.75	0.81	F9	ePM1 55%
K56-B-008	SeporCel-M	594x287x292	1000	120	5.7	0.79	F9	ePM1 55%
K56-B-009	SeporCel-M	594x594x292	1000	120	6.04	1.63	F9	ePM1 55%
K56-B-010	SeporCel-M	292x287x150	2000	120	12.5	1.57	F9	ePM1 70%
K56-B-011	SeporCel-M	594x287x150	1500	80	9.83	2.44	F7	ePM1 70%
K56-B-012	SeporCel-M	594x594x150	3200	80	20.35	2.52	F7	ePM1 70%
K56-B-013	SeporCel-M	594x287x292	700	100	4.48	1.14	F8	ePM1 70%
K56-B-014	SeporCel-M	594x594x292	1500	100	9.27	1.18	F8	ePM1 70%
K56-B-015	SeporCel-M	1120x594x292	1500	100	9.83	2.44	F8	ePM1 70%
K56-B-016	SeporCel-M	594x287x150	3200	100	20.35	2.52	F8	ePM1 80%
K56-B-017	SeporCel-M	1120x594x150	700	120	4.48	1.14	F9	ePM1 80%
K56-B-018	SeporCel-M	594x594x150	1500	120	9.27	1.18	F9	ePM1 80%
K56-B-019	SeporCel-M	594x594x292	1500	120	9.83	2.44	F9	ePM1 80%
K56-B-020	SeporCel-M	1120x594x292	3200	120	20.35	2.52	F9	ePM1 80%

V-bank Filter KV-B Vpack-M

Adaptive Efficiency: M5, M6, F7, F8, F9

Product Features

- 100% factory inspection
- Good sealing
- Able to sustain big air volume
- Big filtration area, air flow, high efficiency
- Special V type structure, reduce structural resistance
- Available with installation flange, more convenience to install

Application

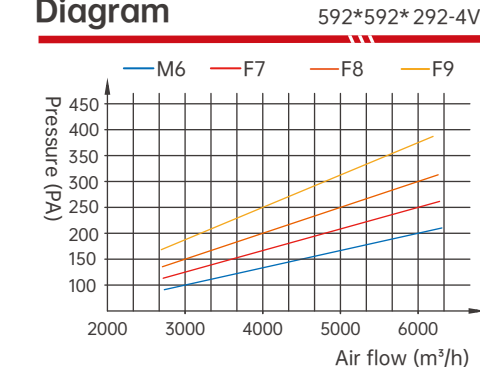
- Aviation, electronic, semiconductor, wafer, biological pharmaceutical, hospital, food processing and other high clean class occasions.
- Used as the front filtration level for HEPA filter



Material and Operation Conditions

Media	Micro glass fiber/ activated carbon granule/ PP
Frame	Plastic (ABS+PVC)
Sealant	Two-component polyurethane glue
Gasket	EVA / EPDM
Separator	Hot melt bead
Optional frame thickness	292 400
Max. Temperature	70°C
Max. Humidity	100%

Air Flow & Resistance Diagram



Technology Parameters

Model	Type	Size(mm) (HxWxD)	Air flow (m³/h)	Initial Pressure (≤Pa)	Media area (m²)	Velocity (m/s)	Filter grade (EN779)	Filter grade (ISO16890)	Pack no.
KV-B-001	Vpack-M	287x287x292	550	80	3.24	1.85	M6	ePM10 70%	2
KV-B-002	Vpack-M	287x594x292	1200	80	7.28	1.96	M6	ePM10 70%	2
KV-B-003	Vpack-M	594x287x292	1000	80	6.49	1.63	M6	ePM10 70%	4
KV-B-004	Vpack-M	594x490x292	1900	80	11.82	1.81	M6	ePM10 70%	4
KV-B-005	Vpack-M	594x594x292	2400	80	14.55	1.89	M6	ePM10 70%	4
KV-B-006	Vpack-M	594x287x292	1000	100	6.49	1.63	F7	ePM1 60%	4
KV-B-007	Vpack-M	594x490x292	1900	100	11.82	1.81	F7	ePM1 60%	4
KV-B-008	Vpack-M	594x594x292	2400	100	14.55	1.89	F7	ePM1 60%	4
KV-B-009	Vpack-M	594x287x292	1000	120	6.49	1.63	F8	ePM1 70%	4
KV-B-010	Vpack-M	594x490x292	1900	120	11.82	1.81	F8	ePM1 70%	4
KV-B-011	Vpack-M	594x594x292	2400	120	14.55	1.89	F8	ePM1 70%	4
KV-B-012	Vpack-M	594x287x292	1000	150	6.49	1.63	F9	ePM1 80%	4
KV-B-013	Vpack-M	594x490x292	1900	150	11.82	1.81	F9	ePM1 80%	4
KV-B-014	Vpack-M	594x594x292	2400	150	14.55	1.89	F9	ePM1 80%	4
KV-B-015	Vpack-MH	287x287x292	700	80	4.33	2.36	M6	ePM10 70%	2
KV-B-016	Vpack-MH	287x594x292	1500	80	9.7	2.44	M6	ePM10 70%	2
KV-B-017	Vpack-MH	594x287x292	1400	80	8.65	2.28	M6	ePM10 70%	4
KV-B-018	Vpack-MH	594x490x292	2600	80	15.76	2.48	M6	ePM10 70%	4
KV-B-019	Vpack-MH	594x594x292	3200	80	19.4	2.52	M6	ePM10 70%	4
KV-B-020	Vpack-MH	594x287x292	1400	100	8.65	2.28	F7	ePM1 60%	4
KV-B-021	Vpack-MH	594x490x292	2600	100	15.76	2.48	F7	ePM1 60%	4
KV-B-022	Vpack-MH	594x594x292	3200	100	19.4	2.52	F7	ePM1 60%	4
KV-B-023	Vpack-MH	594x287x292	1400	120	8.65	2.28	F8	ePM1 70%	4
KV-B-024	Vpack-MH	594x490x292	2600	120	15.76	2.48	F8	ePM1 70%	4
KV-B-025	Vpack-MH	594x594x292	3200	120	19.4	2.52	F8	ePM1 70%	4
KV-B-026	Vpack-MH	594x594x400	4250	120	26.94	3.35	F8	ePM1 70%	4
KV-B-027	Vpack-MH	594x287x292	1400	150	8.65	2.28	F9	ePM1 80%	4
KV-B-028	Vpack-MH	594x490x292	2600	150	15.76	2.48	F9	ePM1 80%	4
KV-B-029	Vpack-MH	594x594x292	3200	150	19.4	2.52	F9	ePM1 80%	4
KV-B-030	Vpack-MH	594x594x400	4250	150	26.94	3.35	F9	ePM1 80%	4

Cylinder filter K70 Cirpack-M

Adaptive Efficiency: F8, F9

Product Features

- Large filtration area and dust capacity, small occupation area
- All air inlet and outlet at 360 degrees, forming a better uniform filtration and more stable filtration efficiency
- Installed with faceguard at two sides for solid structure, effectively prevent media pack from damage
- Uniform pleat distance to prevent bunch up and thus extend the filter's lifespan

Application

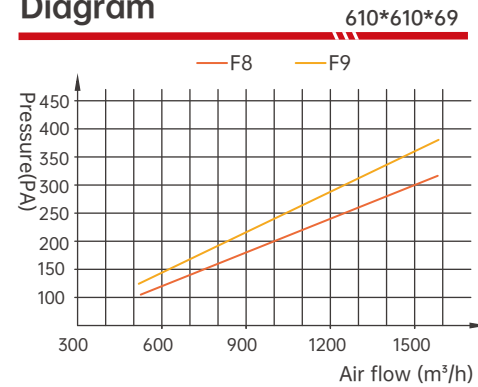
Mainly used in gas turbine, air compressor, blower and other aerodynamic equipment.

Material and Operation Conditions

Media	PET+PP / Laminated PET+PTF / Micro glass fiber
Frame	Galvanized steel / Powder coated galvanized steel
Sealant	PU polyurethane
Gasket	EVA / EPDM
Separator	Hot melt bead
Max. Temperature	70°C
Max. Humidity	100% (glass fiber)



Air Flow & Resistance Diagram



Technology Parameters

Model	Type	Size(mm) (ODxIDxD)	Air flow (m³/h)	Initial pressure (≤Pa)	Media area (m²)	Velocity (m/s)	Filter grade (EN779)	Filter grade (ISO16890)
K70-001	Cirpack-M	125*70*200	120	100	0.87	0.42	F8	ePM1 70%
K70-002	Cirpack-M	153*85*200	200	100	1.37	0.58	F8	ePM1 70%
K70-003	Cirpack-M	210*130*200	350	100	2.35	0.74	F8	ePM1 70%
K70-004	Cirpack-M	240*145*200	500	100	3.24	0.92	F8	ePM1 70%
K70-005	Cirpack-M	350*240*400	1700	100	11.67	1.07	F8	ePM1 70%
K70-006	Cirpack-M	125*70*200	120	120	0.87	0.42	F9	ePM1 80%
K70-007	Cirpack-M	153*85*200	200	120	1.37	0.58	F9	ePM1 80%
K70-008	Cirpack-M	210*130*200	350	120	2.35	0.74	F9	ePM1 80%
K70-009	Cirpack-M	240*145*200	500	120	3.24	0.92	F9	ePM1 80%
K70-010	Cirpack-M	350*240*400	1700	120	11.67	1.07	F9	ePM1 80%

Synthetic Fiber Pocket Filter KP8 Bag-SM

Adaptive Efficiency: M5, M6, F7, F8, F9

Product Features

- Large dust holding capacity and stable performance
- big air flow, low resistance, high efficiency
- Washable (Limited)
- 100% factory inspection
- Long life-span of media
- "V" -type filter bag structure, affordable, cost-effective

Application

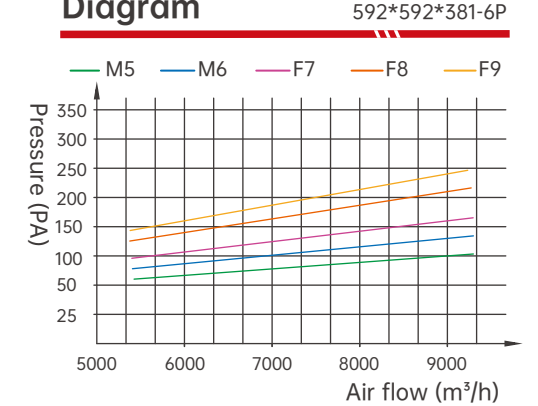
Widely used in ventilation, air conditioning systems, precision instruments manufacturing plant, electronics factory, pharmaceutical workshop and other places.

Material and Operation Conditions

Media	Synthetic fiber / Non-woven fabrics
Pocket type	Sewing bag / Ultrasonic bag
Frame	Extruded aluminum / Galvanized steel / Plastic(ABS)
Optional frame thickness(mm)	Aluminum: 21, 25, 46 Plastic: 25
Max. Temperature	50°C
Max. Humidity	100%



Air Flow & Resistance Diagram



Technology Parameters

Model	Type	Size(mm) (HxWxD)	Air flow (m³/h)	Initial Pressure (≤Pa)	Media area (m²)	Velocity (m/s)	Filter grade (EN779)	Filter grade (ISO16890)	Pocket no.
KP8-001	Bag-SM	594x594x560	3000	50	4.55	2.36	M5	ePM10 55%	6
KP8-002	Bag-SM	594x594x660	4500	50	6.89	3.54	M5	ePM10 55%	8
KP8-003	Bag-SM	594x594x660	5000	50	8.42	3.94	M5	ePM10 55%	10
KP8-004	Bag-SM	594x594x560	3000	65	4.55	2.36	M6	ePM10 60%	6
KP8-005	Bag-SM	594x594x560	3800	65	5.85	2.99	M6	ePM10 60%	8
KP8-006	Bag-SM	594x594x660	4500	65	6.89	3.54	M6	ePM10 60%	8
KP8-007	Bag-SM	594x594x660	5000	65	8.42	3.94	M6	ePM10 60%	10
KP8-008	Bag-SM	594x594x560	3000	80	4.55	2.36	F7	ePM10 70%	6
KP8-009	Bag-SM	594x594x560	3800	80	5.85	2.99	F7	ePM10 70%	8
KP8-010	Bag-SM	594x594x660	4500	80	6.89	3.54	F7	ePM10 70%	8
KP8-011	Bag-SM	594x594x660	5000	80	8.42	3.94	F7	ePM10 70%	10
KP8-012	Bag-SM	594x594x560	3000	105	4.55	2.36	F8	ePM10 80%	6
KP8-013	Bag-SM	594x594x560	3800	105	5.85	2.99	F8	ePM10 80%	8
KP8-014	Bag-SM	594x594x660	4500	105	6.89	3.54	F8	ePM10 80%	8
KP8-015	Bag-SM	594x594x660	5000	105	8.42	3.94	F8	ePM10 80%	10
KP8-016	Bag-SM	594x594x560	3000	120	4.55	2.36	F9	ePM10 85%	6
KP8-017	Bag-SM	594x594x560	3800	120	5.85	2.99	F9	ePM10 85%	8
KP8-018	Bag-SM	594x594x660	4500	120	6.89	3.54	F9	ePM10 85%	8
KP8-019	Bag-SM	594x594x660	5000	120	8.42	3.94	F9	ePM10 85%	10
KP8-020	Bag-SM	594x594x660	5500	120	9.95	4.33	F9	ePM10 85%	12

Glass Fiber Pocket Filter KP9 Bag-GM

Adaptive Efficiency: M5, M6, F7, F8

Product Features

- ⊙ Long life-span of media
- ⊙ 100% factory inspection
- ⊙ Import glass fiber media to make sure the efficiency
- ⊙ Large dust holding capacity
- ⊙ Performance of flame-retardant is Well to achieve UL-2 standard.

Application

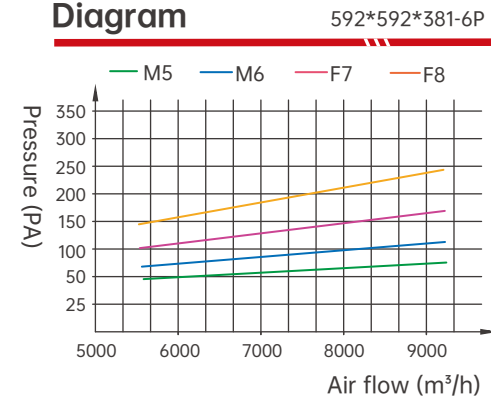
The best ideal for fire certification company to use, and ideal configuration for ventilation air conditioning system.



Material and Operation Conditions

Media	Micro glass fiber
Pocket type	Sewing bag / Ultrasonic bag
Frame	Extruded aluminum / Galvanized steel
Optional aluminum thickness(mm)	21 25
Max. Temperature	50°C
Max. Humidity	100%

Air Flow & Resistance Diagram



Technology Parameters

Model	Type	Size(mm) (HxWxD)	Air flow (m³/h)	Initial Pressure (≤Pa)	Media area (m²)	Velocity (m/s)	Filter grade (EN779)	Filter grade (ISO16890)	Pocket no.
KP9-001	Bag-GM	594x594x560	3000	40	4.55	2.36	M5	ePM10 55%	6
KP9-002	Bag-GM	594x594x560	3800	40	5.85	2.99	M5	ePM10 55%	8
KP9-003	Bag-GM	594x594x660	4450	40	6.89	3.50	M5	ePM10 55%	8
KP9-004	Bag-GM	594x594x660	4900	40	8.42	3.86	M5	ePM2.5 50%	10
KP9-005	Bag-GM	594x594x560	3000	60	4.55	2.36	M6	ePM2.5 50%	6
KP9-006	Bag-GM	594x594x560	3800	60	5.85	2.99	M6	ePM2.5 50%	8
KP9-007	Bag-GM	594x594x660	4450	60	6.89	3.50	M6	ePM2.5 50%	8
KP9-008	Bag-GM	594x594x660	4900	60	8.42	3.86	M6	ePM2.5 50%	10
KP9-009	Bag-GM	287x594x381	1000	90	1.54	1.63	F7	ePM1 60%	3
KP9-010	Bag-GM	594x594x381	2000	90	3.09	1.57	F7	ePM1 60%	6
KP9-011	Bag-GM	594x594x560	3000	90	4.55	2.36	F7	ePM1 60%	6
KP9-012	Bag-GM	594x594x560	3800	90	5.85	2.99	F7	ePM1 60%	8
KP9-013	Bag-GM	594x594x660	4450	90	6.89	3.50	F7	ePM1 60%	8
KP9-014	Bag-GM	594x594x660	4900	90	8.42	3.86	F7	ePM1 60%	10
KP9-015	Bag-GM	287x594x381	1000	130	1.54	1.63	F8	ePM1 70%	3
KP9-016	Bag-GM	594x594x381	2000	130	3.09	1.57	F8	ePM1 70%	6
KP9-017	Bag-GM	594x594x560	3000	130	4.55	2.36	F8	ePM1 70%	6
KP9-018	Bag-GM	594x594x560	3800	130	5.85	2.99	F8	ePM1 70%	8
KP9-019	Bag-GM	594x594x660	4450	130	6.89	3.50	F8	ePM1 70%	8
KP9-020	Bag-GM	594x594x660	4900	130	8.42	3.86	F8	ePM1 70%	10

Box Type Filter K45 Rigad

Adaptive Efficiency: M5, M6, F7, F8, F9

Product Features

- ⊙ Box type, strong structure
- ⊙ 100% factory inspection
- ⊙ Simple structure, wide range of applications, and high cost performance ratio
- ⊙ Large dust holding capacity
- ⊙ Big air flow, high efficiency

Application

Intermediate filtration in machinery, electronics, instrumentation, precision instruments, the food industry and general air conditioning and ventilation systems, as pre-filter and exhaust filter for high efficiency filters.



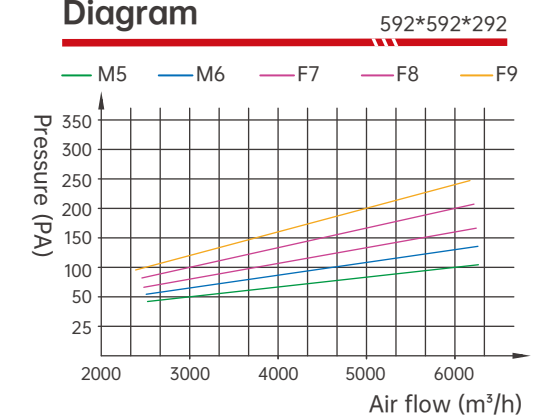
Material and Operation Conditions

Media	Synthetic fiber / non-woven fabrics
Frame	Extruded aluminum / Galvanized steel / Aluminum sheet / Stainless steel
Optional aluminum frame thickness(mm)	96 120 150 220 292 305
Max. Temperature	50°C
Max. Humidity	100%

Technology Parameters

Model	Type	Size(mm) (WxHxD)	Air flow (m³/h)	Initial pressure (≤Pa)	Media area (m²)	Velocity (m/s)	Filter grade (EN779)	Filter grade (ISO16890)
K45-001	Rigad	594x287x150	700	50	1.12	1.14	M5	ePM10 55%
K45-002	Rigad	594x594x150	1500	50	2.32	1.18	M5	ePM10 55%
K45-003	Rigad	594x594x220	2200	50	3.4	1.73	M5	ePM10 55%
K45-004	Rigad	594x594x292	3000	50	4.51	2.36	M5	ePM10 55%
K45-005	Rigad	594x287x150	700	65	1.12	1.14	M6	ePM10 60%
K45-006	Rigad	594x594x150	1500	65	2.32	1.18	M6	ePM10 60%
K45-007	Rigad	594x594x220	2200	65	3.4	1.73	M6	ePM10 60%
K45-008	Rigad	594x594x292	3000	65	4.51	2.36	M6	ePM10 60%
K45-009	Rigad	594x287x150	700	80	1.12	1.14	F7	ePM10 70%
K45-010	Rigad	594x594x150	1500	80	2.32	1.18	F7	ePM10 70%
K45-011	Rigad	594x594x220	2200	80	3.4	1.73	F7	ePM10 70%
K45-012	Rigad	594x594x292	3000	80	4.51	2.36	F7	ePM10 70%
K45-013	Rigad	594x287x150	700	100	1.12	1.14	F8	ePM10 80%
K45-014	Rigad	594x594x150	1500	100	2.32	1.18	F8	ePM10 80%
K45-015	Rigad	594x594x220	2200	100	3.4	1.73	F8	ePM10 80%
K45-016	Rigad	594x594x292	3000	100	4.51	2.36	F8	ePM10 80%
K45-017	Rigad	594x287x150	700	120	1.12	1.14	F9	ePM10 85%
K45-018	Rigad	594x594x150	1500	120	2.32	1.18	F9	ePM10 85%
K45-019	Rigad	594x594x220	2200	120	3.4	1.73	F9	ePM10 85%
K45-020	Rigad	594x594x292	3000	120	4.51	2.36	F9	ePM10 85%

Air Flow & Resistance Diagram



Pleated Medium Filter K41-B Ecopleat-M

Adaptive Efficiency: M5, M6, F7, F8, F9

Product Features

- ◎ Surface mesh used by rust treatment process, good appearance and durable
- ◎ Save space
- ◎ 100% Factory inspection
- ◎ Washable (Limited)
- ◎ Not easily deformation
- ◎ Large media area
- ◎ Large dust holding capacity
- ◎ Long life-span

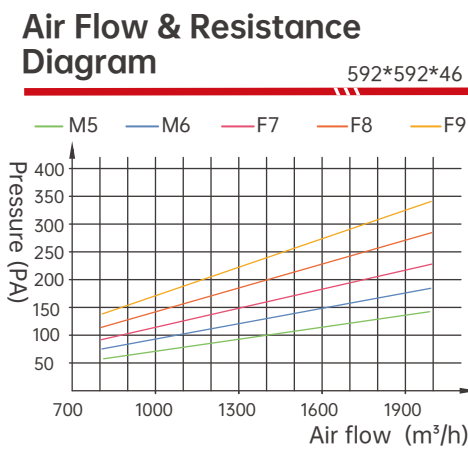
Application

Electronic, pharmaceutical, mechanical instruments, metallurgy, petroleum, chemical, light industry, food and other areas of the general air purification.



Material and Operation Conditions

Media	Synthetic fiber or non-woven fabrics
Sealant	White latex or universal glue
Frame	Extruded aluminum/ Galvanized steel/ Aluminum sheet/ Cardboard/ Stainless steel
Optional aluminum frame thickness(mm)	21 25 46 50 69 80 90 96
Max. Temperature	50°C
Max. Humidity	Cardboard frame: 70% Other frame material: 100%



Technology Parameters

Model	Type	Size(mm) (WxHxD)	Air flow (m³/h)	Initial pressure (≤Pa)	Media area (m²)	Velocity (m/s)	Filter grade (EN779)	Filter grade (ISO16890)
K41-B-001	Ecopleat-M	594x287x46	250	50	0.39	0.41	M5	ePM10 55%
K41-B-002	Ecopleat-M	594x594x46	550	50	0.8	0.43	M5	ePM10 55%
K41-B-003	Ecopleat-M	594x594x69	700	50	1.1	0.55	M5	ePM10 55%
K41-B-004	Ecopleat-M	594x594x96	750	50	1.17	0.59	M5	ePM10 55%
K41-B-005	Ecopleat-M	594x287x46	250	65	0.39	0.41	M6	ePM10 60%
K41-B-006	Ecopleat-M	594x594x46	550	65	0.8	0.43	M6	ePM10 60%
K41-B-007	Ecopleat-M	594x594x69	700	65	1.1	0.55	M6	ePM10 60%
K41-B-008	Ecopleat-M	594x594x96	750	65	1.17	0.59	M6	ePM10 60%
K41-B-009	Ecopleat-M	594x287x46	250	80	0.39	0.41	F7	ePM10 70%
K41-B-010	Ecopleat-M	594x594x46	550	80	0.8	0.43	F7	ePM10 70%
K41-B-011	Ecopleat-M	594x594x69	700	80	1.1	0.55	F7	ePM10 70%
K41-B-012	Ecopleat-M	594x594x96	750	80	1.17	0.59	F7	ePM10 70%
K41-B-013	Ecopleat-M	594x287x46	250	100	0.39	0.41	F8	ePM10 80%
K41-B-014	Ecopleat-M	594x594x46	550	100	0.8	0.43	F8	ePM10 80%
K41-B-015	Ecopleat-M	594x594x69	700	100	1.1	0.55	F8	ePM10 80%
K41-B-016	Ecopleat-M	594x594x96	750	100	1.17	0.59	F8	ePM10 80%
K41-B-017	Ecopleat-M	594x287x46	250	120	0.39	0.41	F9	ePM10 85%
K41-B-018	Ecopleat-M	594x594x46	550	120	0.8	0.43	F9	ePM10 85%
K41-B-019	Ecopleat-M	594x594x69	700	120	1.1	0.55	F9	ePM10 85%
K41-B-020	Ecopleat-M	594x594x96	750	120	1.17	0.59	F9	ePM10 85%

► PRE-FILTER SERIES

Pre-filters are air filters capture large dust particles and various obstacles size larger than 5µm. Widely applied as the primary filtration for general air-conditioning purification systems, ventilation systems and occasions with high dust concentrations. A pre-filter protects the main air filters from getting clogged up with debris so they can trap microscopic pollutants.

All ventilation, air conditioning, and purification systems with medium filters and HEPA filters should be equipped with pre filters.

KLC pre-filter series divided into three types: Pleated filter, Bag filter, Panel filter.

1. Pleated Filter



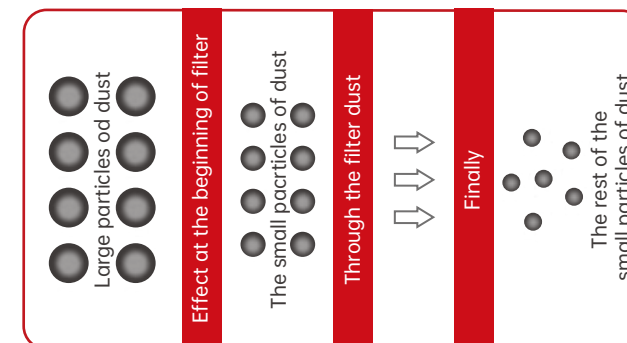
2. Bag Filter



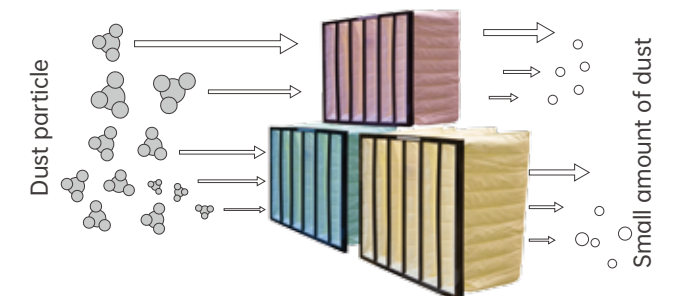
3. Panel Filter



KLC Pre-filter operating Principle



KLC Pra-filter mainly for large particles of dust particles, the main effect at the beginning of a filter for filtering or pre-filtering for effect of filter. Particles of dust particles through the early after small particles remaining effect filter dust. The small particles of dust completely through a filter at the beginning of the end of the effect after the rest of the filter with a little dust.



Large particles of dust particles through effective filter was cut at the beginning of the filtering. Since the pre-filter used for large particle size effect filter dust, so the small particles of dust will be remained parts through the filter, the pre-filter should be replaced generally three months.

Pleated Pre-filter K41-A Ecopleat-G

Adaptive Efficiency: G1, G2, G3, G4

Product Features

- ◎ Surface mesh used by rust treatment process, good appearance and durable
- ◎ Save space
- ◎ 100% Factory inspection
- ◎ Washable (metal frame)
- ◎ Large media area
- ◎ Large dust holding capacity
- ◎ Long life-span
- ◎ Not easily deformation

Application

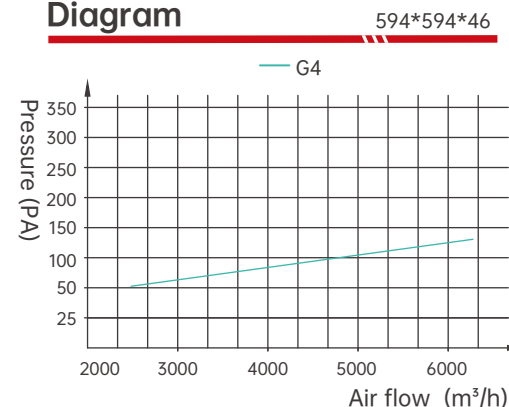
Pleated Pre-filter is widely used in all kinds of ventilation system for first stage filtration, to lengthen the life span of medium and HEPA filter's.



Material and Operation Conditions

Media	Polyester fiber
Sealant	White latex or universal glue
Frame	Extruded aluminum/ Galvanized steel/ Aluminum sheet/ Cardboard/ Stainless steel
Optional aluminum frame thickness	21 25 46 50 69 80 90 96
Max. Temperature	50°C
Max. Humidity	Cardboard frame: 70% Other frame material: 100%

Air Flow & Resistance Diagram



Technology Parameters

Model	Type	Size(mm) (WxHxD)	Air flow (m³/h)	Initial pressure (≤Pa)	Media area (m²)	Velocity (m/s)	Filter grade (EN779)	Filter grade (ISO16890)
K41-A-001	Ecopleat-G	594x287x21	750	45	0.28	1.22	G4	Coarse 65%
K41-A-002	Ecopleat-G	594x292x21	800	45	0.29	1.28	G4	Coarse 65%
K41-A-003	Ecopleat-G	287x287x46	550	45	0.20	1.85	G4	Coarse 65%
K41-A-004	Ecopleat-G	594x287x46	1050	45	0.39	1.71	G4	Coarse 65%
K41-A-005	Ecopleat-G	495x495x46	1500	45	0.58	1.70	G4	Coarse 65%
K41-A-006	Ecopleat-G	594x594x46	2150	45	0.80	1.69	G4	Coarse 65%
K41-A-007	Ecopleat-G	287x287x96	800	45	0.29	2.70	G4	Coarse 65%
K41-A-008	Ecopleat-G	594x287x96	1550	45	0.57	2.53	G4	Coarse 65%
K41-A-009	Ecopleat-G	594x490x96	2500	45	0.97	2.39	G4	Coarse 65%
K41-A-010	Ecopleat-G	594x594x96	3200	45	1.17	2.52	G4	Coarse 65%
K41-A-011	Ecopleat-GH	594x287x21	1500	45	0.54	2.44	G4	ePM10 50%
K41-A-012	Ecopleat-GH	594x292x21	1500	45	0.55	2.40	G4	ePM10 50%
K41-A-013	Ecopleat-GH	594x287x46	2000	45	0.75	3.26	G4	ePM10 50%
K41-A-014	Ecopleat-GH	495x495x46	3000	45	1.1	3.40	G4	ePM10 50%
K41-A-015	Ecopleat-GH	594x495x46	3500	45	1.3	3.31	G4	ePM10 50%
K41-A-016	Ecopleat-GH	594x594x46	4200	45	1.55	3.31	G4	ePM10 50%
K41-A-017	Ecopleat-GH	594x287x96	3000	45	1.09	4.89	G4	ePM10 50%
K41-A-018	Ecopleat-GH	495x495x96	4200	45	1.57	4.76	G4	ePM10 50%
K41-A-019	Ecopleat-GH	594x495x96	5000	45	1.86	4.72	G4	ePM10 50%
K41-A-020	Ecopleat-GH	594x594x96	6000	45	2.22	4.72	G4	ePM10 50%

Knock-down Type Pleated Filter K42 Ecopleat-RE

Adaptive Efficiency: G1, G2, G3, G4

Product Features

- ◎ 100% Factory inspection
- ◎ Large dust holding capacity
- ◎ Not easily deformed and damaged, suitable for poor working conditions
- ◎ Reused after cleaning by water
- ◎ Long life-span of media
- ◎ Reused of frame

Application

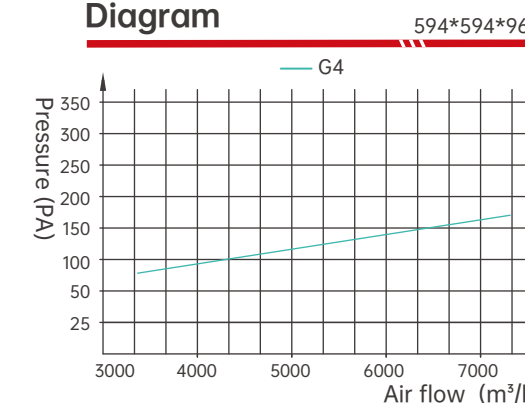
Office, conference room, hospitals, airports and other large building ventilation and air conditioning system or common industrial plant and clean room air distribution system for pre-filtration.



Material and Operation Conditions

Media	Polyester fiber cotton
Frame	Extruded aluminum / Galvanized steel / Folding aluminum / Stainless steel
Optional aluminum frame thickness(mm)	46 50 69 80 90 96
Max. Temperature	50°C
Max. Humidity	100%

Air Flow & Resistance Diagram



Technology Parameters

Model	Type	Size(mm) (WxHxD)	Air flow (m³/h)	Initial pressure (≤Pa)	Media area (m²)	Velocity (m/s)	Filter grade (EN779)	Filter grade (ISO16890)
K42-001	Ecopleat-RE	287x287x21	750	50	0.28	1.22	G4	Coarse 65%
K42-002	Ecopleat-RE	594x287x21	800	50	0.29	1.28	G4	Coarse 65%
K42-003	Ecopleat-RE	287x287x46	550	50	0.20	1.85	G4	Coarse 65%
K42-004	Ecopleat-RE	594x287x46	1000	50	0.39	1.63	G4	Coarse 65%
K42-005	Ecopleat-RE	594x490x46	1500	50	0.58	1.70	G4	Coarse 65%
K42-006	Ecopleat-RE	594x594x46	2150	50	0.80	1.69	G4	Coarse 65%
K42-007	Ecopleat-RE	287x287x96	800	50	0.29	2.70	G4	Coarse 65%
K42-008	Ecopleat-RE	594x287x96	1500	50	0.57	2.44	G4	Coarse 65%
K42-009	Ecopleat-RE	594x490x96	2500	50	0.97	2.39	G4	Coarse 65%
K42-010	Ecopleat-RE	594x594x96	3200	50	1.17	2.52	G4	Coarse 65%
K42-011	Ecopleat-REH	287x287x21	1450	50	0.54	2.36	G4	ePM10 50%
K42-012	Ecopleat-REH	594x287x21	1500	50	0.55	2.40	G4	ePM10 50%
K42-013	Ecopleat-REH	287x287x46	2000	50	0.75	3.26	G4	ePM10 50%
K42-014	Ecopleat-REH	594x287x46	3000	50	1.1	3.40	G4	ePM10 50%
K42-015	Ecopleat-REH	594x490x46	3500	50	1.3	3.31	G4	ePM10 50%
K42-016	Ecopleat-REH	594x594x46	4200	50	1.55	3.31	G4	ePM10 50%
K42-017	Ecopleat-REH	287x287x96	3000	50	1.09	4.89	G4	ePM10 50%
K42-018	Ecopleat-REH	594x287x96	4250	50	1.57	4.82	G4	ePM10 50%
K42-019	Ecopleat-REH	594x490x96	5000	50	1.86	4.72	G4	ePM10 50%
K42-020	Ecopleat-REH	594x594x96	6000	50	2.22	4.72	G4	ePM10 50%

Activated Carbon Pleated Filter K41-C Ecopleat-C/CH

Adaptive Efficiency: G4

Product Features

- ⊙ Long life-span of media
- ⊙ Easy to use
- ⊙ Used high quality active felt or activated carbon fiber, to meet the special needs of environment
- ⊙ 100% Factory inspection
- ⊙ Good effect on odor removal
- ⊙ Used different frame for different working environment

Application

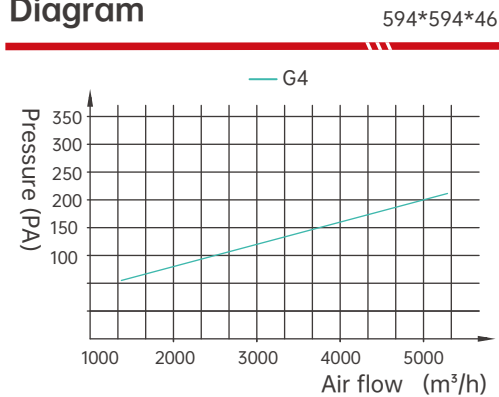
Widely used in airport, subway, car, electronic factory, nuclear power plant, household and central air conditioning, hospital, and swage treatment.



Material and Operation Conditions

Media	Activated carbon fiber
Frame	Extruded aluminum / Galvanized steel / Folding aluminum / Cardboard/ Stainless steel
Optional aluminum frame thickness(mm)	21 25 46 50 69 80 90 96
Sealant	White latex or universal glue
Odor removal rate	>70%
Max. Temperature	50°C(except cardboard)
Max. Humidity	Cardboard frame: 70% Other frame materia: 100%

Air Flow & Resistance Diagram



Technology Parameters

Model	Type	Size(mm) (WxHxD)	Air flow (m³/h)	Initial pressure (≤Pa)	Media area (m²)	Velocity (m/s)	Filter grade (EN779)	Filter grade (ISO16890)
K41-C-001	Ecopleat-C	287x287x21	180	40	0.15	0.61	G4	Coarse 65%
K41-C-002	Ecopleat-C	594x287x21	350	40	0.28	0.56	G4	Coarse 65%
K41-C-003	Ecopleat-C	287x287x46	250	40	0.20	0.84	G4	Coarse 65%
K41-C-004	Ecopleat-C	594x287x46	500	40	0.39	0.81	G4	Coarse 65%
K41-C-005	Ecopleat-C	594x490x46	850	40	0.57	0.80	G4	Coarse 65%
K41-C-006	Ecopleat-C	594x594x46	1000	40	0.80	0.79	G4	Coarse 65%
K41-C-007	Ecopleat-C	287x287x96	350	40	0.29	1.18	G4	Coarse 65%
K41-C-008	Ecopleat-C	594x287x96	700	40	0.57	1.14	G4	Coarse 65%
K41-C-009	Ecopleat-C	594x490x96	1200	40	0.97	1.15	G4	Coarse 65%
K41-C-010	Ecopleat-C	594x594x96	1450	40	1.17	1.14	G4	Coarse 65%
K41-C-011	Ecopleat-CH	287x287x21	350	50	0.27	1.18	G4	Coarse 65%
K41-C-012	Ecopleat-CH	594x287x21	700	50	0.54	1.14	G4	Coarse 65%
K41-C-013	Ecopleat-CH	287x287x46	500	50	0.39	0.81	G4	Coarse 65%
K41-C-014	Ecopleat-CH	594x287x46	1000	50	0.76	0.94	G4	Coarse 65%
K41-C-015	Ecopleat-CH	594x490x46	1600	50	1.28	1.53	G4	Coarse 65%
K41-C-016	Ecopleat-CH	594x594x46	2000	50	1.55	1.57	G4	Coarse 65%
K41-C-017	Ecopleat-CH	287x287x96	700	50	0.57	2.36	G4	Coarse 65%
K41-C-018	Ecopleat-CH	594x287x96	1400	50	1.09	2.28	G4	Coarse 65%
K41-C-019	Ecopleat-CH	594x490x96	2350	50	1.84	2.24	G4	Coarse 65%
K41-C-020	Ecopleat-CH	594x594x96	2800	50	2.22	2.20	G4	Coarse 65%

High Heat-Resistance Pleated Filter K43 Ecopleat-HT

Adaptive Efficiency: G3

Product Features

- ⊙ Good filter media, it is not easily to be damaged
- ⊙ Can be normally used in a large air volume environment
- ⊙ 100% Factory inspection
- ⊙ With the characteristic of non combustible
- ⊙ Large media area
- ⊙ Long life-span
- ⊙ Large air flow & low initial resistance

Application

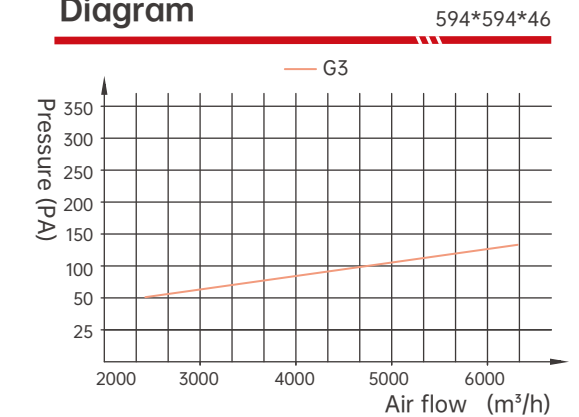
Used in general primary filtration, hot air type high temperature oven air filtration and coating factory high temperature oven air filter.



Material and Operation Conditions

Media	Glass fiber
Frame	Aluminum (< 200°C), Stainless steel (> 200°C)
Optional aluminum frame thickness(mm)	21 25 46 50 69 80 90 96
Max. Temperature	300°C
Max. Humidity	100%

Air Flow & Resistance Diagram



Technology Parameters

Model	Type	Size(mm) (WxHxD)	Air flow (m³/h)	Initial pressure (≤Pa)	Media area (m²)	Velocity (m/s)	Filter grade (EN779)	Filter grade (ISO16890)
K43-001	Ecopleat-HT	594x287x21	750	45	0.28	1.22	G3	ePM10 50%
K43-002	Ecopleat-HT	594x490x21	1350	45	0.48	1.29	G3	ePM10 50%
K43-003	Ecopleat-HT	594x594x21	1550	45	0.58	1.22	G3	ePM10 50%
K43-004	Ecopleat-HT	594x287x46	1000	45	0.39	1.63	G3	ePM10 50%
K43-005	Ecopleat-HT	594x490x46	1800	45	0.57	1.72	G3	ePM10 50%
K43-006	Ecopleat-HT	594x594x46	2150	45	0.8	1.69	G3	ePM10 50%
K43-007	Ecopleat-HT	594x287x50	1150	45	0.43	1.87	G3	ePM10 50%
K43-008	Ecopleat-HT	594x490x50	2000	45	0.72	1.91	G3	ePM10 50%
K43-009	Ecopleat-HT	594x594x50	2350	45	0.87	1.85	G3	ePM10 50%
K43-010	Ecopleat-HT	890x594x50	3500	45	1.3	2.77	G3	ePM10 50%

Synthetic Fiber Pocket Filter KP7 Bag-SG

Adaptive Efficiency: G3, G4

Product Features

- ⊙ Large media area and dust holding capacity
- ⊙ Washable (Limited)
- ⊙ Big air flow, low resistance, high efficiency
- ⊙ 100% factory inspection
- ⊙ Third party authority certification (VTT test)
- ⊙ Relative humidity up to 100%
- ⊙ Imported synthetic fiber material

Application

Pre-filtration of central air-conditioning, HVAC system, large air compressor.



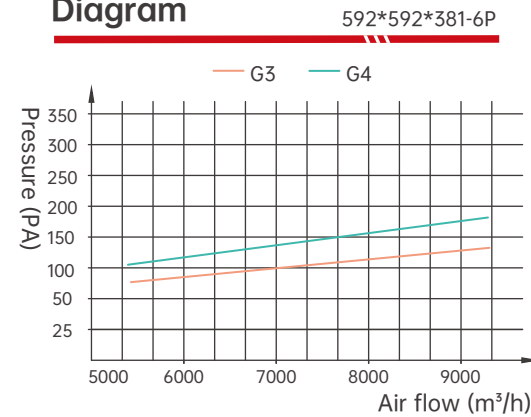
Material and Operation Conditions

Media	Synthetic fiber / Polyester fiber
Filter pocket type	Sewing bag / Ultrasonic bag
Frame	Extruded aluminum / Galvanized steel / Plastic(ABS)
Optional frame thickness(mm)	Aluminum: 21, 25, 46 Plastic: 25
Max. Temperature	50°C
Max. Humidity	100%

Technology Parameters

Model	Type	Size(mm) (HxWxD)	Air flow (m³/h)	Initial Pressure (≤Pa)	Media area (m²)	Velocity (m/s)	Filter grade (EN779)	Filter grade (ISO16890)	Pocket no.
KP7-001	Bag-SG	287x594x381	1000	40	1.54	1.63	G3	Coarse 45%	3
KP7-002	Bag-SG	594x594x381	2800	40	3.09	2.20	G3	Coarse 45%	6
KP7-003	Bag-SG	594x594x560	4000	40	4.55	3.15	G3	Coarse 45%	6
KP7-004	Bag-SG	594x594x560	5000	40	5.85	3.94	G3	Coarse 45%	8
KP7-005	Bag-SG	594x594x660	6000	40	6.89	4.72	G3	Coarse 45%	8
KP7-006	Bag-SG	594x594x660	7000	40	8.42	5.51	G3	Coarse 45%	10
KP7-007	Bag-SG	287x594x381	1400	55	1.54	2.28	G4	Coarse 65%	3
KP7-008	Bag-SG	594x594x381	2800	55	3.09	2.20	G4	Coarse 65%	6
KP7-009	Bag-SG	594x594x560	4200	55	4.55	3.31	G4	Coarse 65%	6
KP7-010	Bag-SG	594x594x560	5000	55	5.85	3.94	G4	Coarse 65%	8
KP7-011	Bag-SG	594x594x660	6200	55	6.89	4.88	G4	Coarse 65%	8
KP7-012	Bag-SG	594x594x660	7200	55	8.42	5.67	G4	Coarse 65%	10

Air Flow & Resistance Diagram



Activated Carbon Pocket Filter KP7-C Bag-CG

Adaptive Efficiency: G4

Product Features

- ⊙ High quality activated carbon media
- ⊙ Large air flow, low resistance
- ⊙ Strong surface adsorption ability
- ⊙ Large media area
- ⊙ Can effectively remove the smell of the air, sulfur oxides and other volatile organic compounds
- ⊙ Good effect on odor removal

Application

Widely used in ventilation, central air conditioning systems, electronics factory, pharmaceutical workshop, etc.



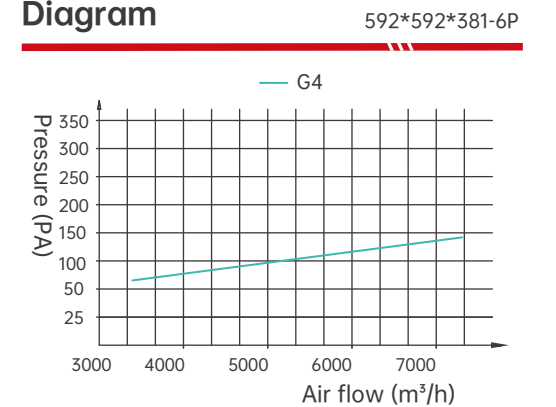
Material and Operation Conditions

Media	Activated carbon filter
Frame	Extruded aluminum / Galvanized steel
Optional aluminum frame thickness(mm)	21 25 46
Max. Temperature	50°C
Max. Humidity	100%

Technology Parameters

Model	Type	Size(mm) (HxWxD)	Air flow (m³/h)	Initial Pressure (≤Pa)	Media area (m²)	Velocity (m/s)	Filter grade (EN779)	Filter grade (ISO16890)	Pocket no.
KP7-C-001	Bag-CG	287x594x381	1400	70	1.54	2.28	G4	Coarse 65%	3
KP7-C-002	Bag-CG	594x594x381	2800	70	3.09	2.20	G4	Coarse 65%	6
KP7-C-003	Bag-CG	287x594x381	1800	70	1.98	2.93	G4	Coarse 65%	4
KP7-C-004	Bag-CG	594x594x381	3600	70	3.98	2.83	G4	Coarse 65%	8
KP7-C-005	Bag-CG	287x594x560	2000	70	2.26	3.26	G4	Coarse 65%	3
KP7-C-006	Bag-CG	594x594x560	4000	70	4.55	3.15	G4	Coarse 65%	6
KP7-C-007	Bag-CG	287x594x560	2600	70	2.91	4.24	G4	Coarse 65%	4
KP7-C-008	Bag-CG	594x594x560	5200	70	5.85	4.09	G4	Coarse 65%	8
KP7-C-009	Bag-CG	287x594x660	2400	70	2.66	3.91	G4	Coarse 65%	3
KP7-C-010	Bag-CG	594x594x660	4800	70	5.36	3.78	G4	Coarse 65%	6
KP7-C-011	Bag-CG	287x594x660	3000	70	3.42	4.89	G4	Coarse 65%	4
KP7-C-012	Bag-CG	594x594x660	6000	70	6.89	4.72	G4	Coarse 65%	8

Air Flow & Resistance Diagram



Metal Net Filter K514 Ecomet

Adaptive Efficiency: G1

Product Features

- ⊙ Washable
- ⊙ 100% factory inspection
- ⊙ Combined by media with different pleat height to reduce media gap which used for high efficiency
- ⊙ Suitable for acid-based and high humidity-resistance environment.
- ⊙ Large air flow and low initial resistance
- ⊙ Long lifespan

Application

Used for high temperature oven, central air-conditioning range hood and filtration, special ventilation of acid and alkali and high humidity resistance filtration.

Material and Operation Conditions

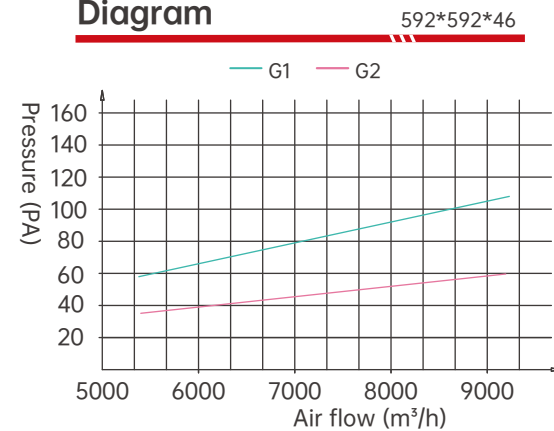
Media	Aluminum wave net / Stainless steel wave net
Frame	Extruded aluminum / Galvanized steel / Folding aluminum / Stainless steel
Face guard	Galvanized square mes / Painted diamond mesh / Stainless steel squaremesh
Optional aluminum frame thickness(mm)	10 15 21 25 46 50
Max. Temperature	300°C
Max. Humidity	100%

Technology Parameters

Model	Type	Size(mm) (WxHxD)	Air flow (m³/h)	Initial pressure (≤Pa)	Velocity (m/s)	Filter grade (EN779)	Filter grade (ISO16890)
K514-001	Ecomet	594x287x21	1550	20	2.50	G1	Coarse 20%
K514-002	Ecomet	594x490x21	2650	20	2.50	G1	Coarse 20%
K514-003	Ecomet	594x594x21	3200	20	2.50	G1	Coarse 20%
K514-004	Ecomet	594x287x46	1550	40	2.50	G2	Coarse 40%
K514-005	Ecomet	594x490x46	2650	40	2.50	G2	Coarse 40%
K514-006	Ecomet	594x594x46	3200	40	2.50	G2	Coarse 40%
K514-007	Ecomet	594x287x50	1550	40	2.50	G2	Coarse 40%
K514-008	Ecomet	594x490x50	2650	40	2.50	G2	Coarse 40%
K514-009	Ecomet	594x594x50	3200	40	2.50	G2	Coarse 40%
K514-010	Ecomet	890x594x50	4800	40	2.50	G2	Coarse 40%



Air Flow & Resistance Diagram



Panel Filter K61 Ecopad

Adaptive Efficiency: G1, G2, G3, G4

Product Features

- ⊙ Washable
- ⊙ 100% factory inspection
- ⊙ Simple structure and easy to replace filter media
- ⊙ Large dust holding capacity
- ⊙ Strong intensity
- ⊙ Large air volume and low initial resistance

Application

- 1.Used at restricted environment and large air volume environment
- 2.Application for pre-filter of air conditioning systems, pre-filter of the multi-stage filtration system.

Material and Operation Conditions

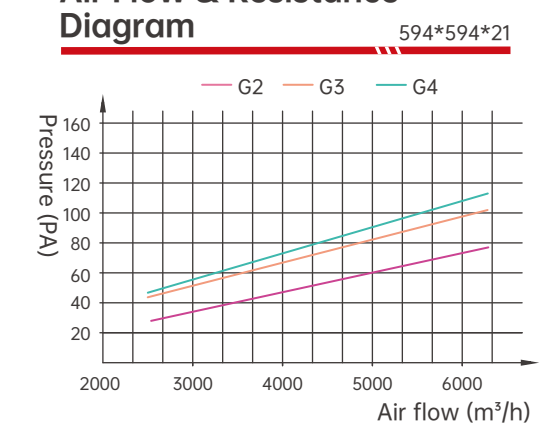
Media	Synthetic fiber
Frame	Extruded aluminum / Galvanized steel
Optional aluminum frame thickness(mm)	10 15 21 25
Max. Temperature	50°C
Max. Humidity	100%

Technology Parameters

Model	Type	Size(mm) (WxHxD)	Air flow (m³/h)	Initial pressure (≤Pa)	Media area (m²)	Velocity (m/s)	Filter grade (EN779)	Filter grade (ISO16890)
K61-001	Ecopad	594x287x10	1250	30	0.17	2.00	G2	Coarse 30%
K61-002	Ecopad	594x594x10	2500	30	0.35	2.00	G2	Coarse 30%
K61-003	Ecopad	594x287x21	1250	30	0.17	2.00	G2	Coarse 30%
K61-004	Ecopad	594x594x21	2500	30	0.35	2.00	G2	Coarse 30%
K61-005	Ecopad	594x287x10	1250	40	0.17	2.00	G3	Coarse 45%
K61-006	Ecopad	594x594x10	2500	40	0.35	2.00	G3	Coarse 45%
K61-007	Ecopad	594x287x21	1250	40	0.17	2.00	G3	Coarse 45%
K61-008	Ecopad	594x594x21	2500	40	0.35	2.00	G3	Coarse 45%
K61-009	Ecopad	594x287x10	1250	45	0.17	2.00	G4	Coarse 65%
K61-010	Ecopad	594x594x10	2500	45	0.35	2.00	G4	Coarse 65%
K61-011	Ecopad	594x287x21	1250	45	0.17	2.00	G4	Coarse 65%
K61-012	Ecopad	594x594x21	2500	45	0.35	2.00	G4	Coarse 65%



Air Flow & Resistance Diagram



Electrostatic Air Cleaner KLC-EST

Product Features

- ◎ Sterilization and dust removal, efficient purification
- ◎ Intelligent control, real-time monitoring
- ◎ Low energy consumption, low operating costs
- ◎ Green environmental protection, no secondary pollution

Application

In ventilated central air conditioning system of public, commercial and industrial buildings;

In the pipes of air heating, cooling or ventilation systems;

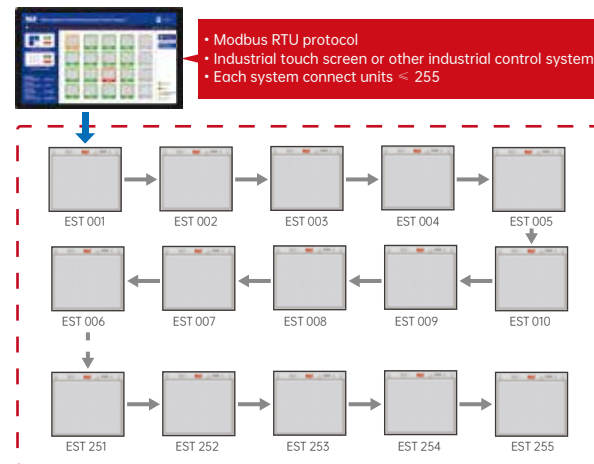
In all kinds of AHU system.

◆ Application environment requirements:

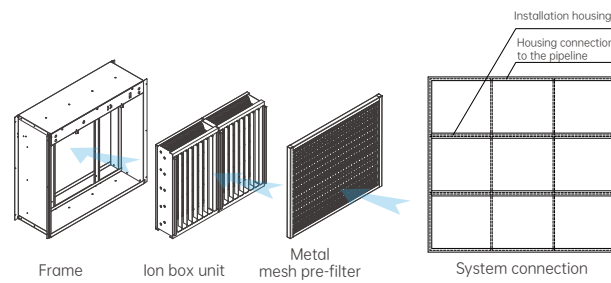
non-flammable, non-explosive and dry environment, ambient temperature range -10 ~ 50°C.



Supervisory Control System



Product Structure



Technology Parameters

Model	KLC-EST I	KLC-EST II
Size (mm)	370×610×180	680×610×180
Number of ion boxes	1	2
Input voltage/current (V/A)	220/0.18	220/0.21
Output voltage/current (KV/mA)	6.2/3.2	6.2/3.2
Power (W)	17	31
Efficiency (EN779)	F8	F8
Initial resistance (Pa)	20	20
Rated air volume (m³/h)	1700	3400
* Size include UV lamp	370×610×215	680×610×215
* Power include UV lamp	41W	82W

Product Overview

01 > HEPA FILTER SERIES



Mini-pleat Filter P13



PTFE Mini-pleat Filter P14



Gel-type Mini-pleat Filter P15



Knife-edge Mini-pleat Filter P16



Separator Filter P17



High Temperature Separator Filter P18



High Capacity Separator Filter P19



V-bank Filter in Metal Frame P20



Disposal Hooded Terminal Filter P21



DOP Hooded Terminal Filter P22



Replaceable Hooded Terminal Filter P23



DOP Replaceable Hooded Terminal Filter P24

02 > MEDIUM FILTER SERIES



Mini-pleat Filter P26



Separator Filter P27



V-bank Filter in Plastic Frame P28



Cylinder filter P29



Synthetic Fiber Pocket Filter P30



Glass Fiber Pocket Filter P31



Box Type Filter P32



Pleated Medium Filter P33

03 > PRE FILTER SERIES



Pleated Pre-filter
P35



Knock-down Type Pleated Filter
P36



Activated Carbon Pleated Filter
P37



High Heat-Resistance Pleated Filter
P38



Synthetic Fiber Pocket Filter
P39



Activated Carbon Pocket Filter
P40



Metal Net Filter
P41



Panel Filter
P42

05 > HOME USE AIR PURIFIER FILTER SERIES



Cold Catalyst Filter



Antibacterial Filter



PP+PET Panel Filter



Cylinder Filter



Dust Collector Filter



Dual Filtration Filter



Vacuum Cleaner Filter



Corrugated Paper Filter

04 > ACTIVATED CARBON SERIES



Carbon Granule V-bank Filter



Activated Carbon V-bank Filter



Carbon Granule Honeycomb Filter



Medium Efficiency Pocket Carbon Filter




Carbon Cylinder Filter



Carbon Granule Cylinder Filter



KMnO Granule Round Filter



Honeycomb Activated Carbon Foam

06 > OTHER FILTER SERIES



Electrostatic Air Cleaner



High Heat Resist Mini-pleat Filter



PTFE/Polyester Cartridge Filter



Terminal Filter With Damper



Round Filter



Filter Housing



Oil Mist Metal Filter



Nylon Net Filter